

Disbursement Claim for Measure Z Funds

Disbursement Claim #: 2019-03 Claim Submission Date: 04/15/19

Request Details

Invoice Date or Date Range (if multiple invoices)	Approved Monthly Budget Covering Invoiced Month(s)	Budget Line Item	General Ledger Account No. and Description	Amount Requested
03/01/19- 03/31/19	\$378,574.56		Animal Dept. Salary & Benefits	12/ \$367,205.27
03/01/19- 03/31/19	\$45,629.11		Veterinary Dept. Salary & Benefits	14/ \$45,449.69
03/01/19- 03/31/19	\$28,436.00		Animal Feed	16/ \$20,591.61
03/01/19- 03/31/19	\$60,000.00		Utilities	39/ \$104,930.16
03/01/19- 03/31/19	\$10,000.00		Exhibit Maint & Renovations	32/ \$634.86
03/01/19- 03/31/19	\$9,500.00		Water Quality Supplies	38/ \$2,676.80
			Wire Fee	\$10.00
	\$532,139.67		Subtotal	\$541,498.39
			Less Wire Fee	-\$10.00
			TOTAL AMOUNT REQUESTED	\$541,488.39

Capital Claim contingency usage, or Operations Claim budget variance explanation

\$	367,205.27
\$	45,449.69
\$	20,591.61
\$	104,930.16
\$	634.86
\$	2,676.80
\$	10.00
\$	(10.00)
T	\$ 541,488.39

Measure Z Operational
Reconciliation of Claims to Budget
January - December
2018

Less wire fees: -\$30.00

2019 Budget	\$3,410,000.00	\$410,000.00	\$450,000.00	\$615,910.00	\$116,000.00	\$87,700.00	\$120.00	\$5,089,730.00
Increase to Budget	\$0.00	\$0.00	\$0.00	\$0.00	\$0.00	\$0.00	\$0.00	\$0.00
Carryover from prior yr	\$0.00	\$0.00	\$0.00	\$0.00	\$0.00	\$0.00	\$0.00	\$0.00
Spent YTD	<u>\$908,522.14</u>	<u>\$110,087.94</u>	<u>\$74,610.66</u>	<u>\$173,187.62</u>	<u>\$8,024.00</u>	<u>\$12,194.04</u>	<u>\$30.00</u>	<u>\$1,286,656.40</u>
Funds remaining	\$2,501,477.86	\$299,912.06	\$375,389.34	\$442,722.38	\$107,976.00	\$75,505.96	\$90.00	\$3,803,073.60

Fresno's Chaffee Zoo Corporation

Income Statement

March 2019

	2019 Budget	March Budget	March Measure Z	March Actual	YTD Budget	YTD Measure Z	YTD Actual
REVENUE							
Self-Generated Revenue							
Admissions							
Admissions	\$0.00	\$0.00	\$0.00	\$0.00	\$0.00	\$0.00	\$0.00
Admissions-Special Events	\$0.00	\$0.00	\$0.00	\$0.00	\$0.00	\$0.00	\$0.00
Admissions-Visitor Services	\$4,967,551.00	\$474,810.00	\$0.00	\$544,064.30	\$1,066,926.00	\$0.00	\$927,256.05
Admissions-Special Exhibit	\$570,000.00	\$0.00	\$0.00	\$0.00	\$0.00	\$0.00	\$0.00
Combo Tickets - Adults	\$0.00	\$0.00	\$0.00	\$0.00	\$0.00	\$0.00	\$0.00
Combo Tickets - Child/Senior	\$0.00	\$0.00	\$0.00	\$0.00	\$0.00	\$0.00	\$0.00
Over and Under	\$0.00	\$0.00	\$0.00	\$0.00	\$0.00	\$0.00	\$0.00
Over and Under-Visitor Services	\$0.00	\$0.00	\$0.00	\$159.67	\$0.00	\$0.00	\$204.78
Total Admissions	\$5,537,551.00	\$474,810.00	\$0.00	\$544,223.97	\$1,066,926.00	\$0.00	\$927,460.83
Adopt an Animal							
Adopt An Animal	\$0.00	\$0.00	\$0.00	\$0.00	\$0.00	\$0.00	\$0.00
Adopt An Animal-Development	\$21,000.00	\$783.00	\$0.00	\$530.00	\$9,833.00	\$0.00	\$7,250.00
Adopt An Animal-Development-Restrict	\$0.00	\$0.00	\$0.00	\$465.00	\$0.00	\$0.00	\$7,045.00
Total Adopt an Animal	\$21,000.00	\$783.00	\$0.00	\$995.00	\$9,833.00	\$0.00	\$14,295.00
Education							
After School Programs	\$0.00	\$0.00	\$0.00	\$0.00	\$0.00	\$0.00	\$0.00
After School Programs-Education	\$0.00	\$0.00	\$0.00	\$0.00	\$0.00	\$0.00	\$0.00
Annual Dues	\$0.00	\$0.00	\$0.00	\$0.00	\$0.00	\$0.00	\$0.00
Annual Dues-Education	\$0.00	\$0.00	\$0.00	\$0.00	\$0.00	\$0.00	\$0.00
Annual Dues-Volunteer	\$0.00	\$0.00	\$0.00	\$60.00	\$0.00	\$0.00	\$2,140.00
Camp Scholarships	\$0.00	\$0.00	\$0.00	\$0.00	\$0.00	\$0.00	\$0.00
Camp Scholarships-Education	\$0.00	\$0.00	\$0.00	\$0.00	\$0.00	\$0.00	\$0.00
Class Fees	\$0.00	\$0.00	\$0.00	\$0.00	\$0.00	\$0.00	\$0.00
Class Fees-Education	\$0.00	\$0.00	\$0.00	\$0.00	\$0.00	\$0.00	\$0.00
Class Fees-Volunteer	\$0.00	\$0.00	\$0.00	\$0.00	\$0.00	\$0.00	\$0.00
Cookbook Sales	\$0.00	\$0.00	\$0.00	\$0.00	\$0.00	\$0.00	\$0.00

Fresno's Chaffee Zoo Corporation

Income Statement

March 2019

	2019 Budget	March Budget	March Measure Z	March Actual	YTD Budget	YTD Measure Z	YTD Actual
Cookbook Sales-Volunteer	\$0.00	\$0.00	\$0.00	\$0.00	\$0.00	\$0.00	\$0.00
Docent Activities	\$0.00	\$0.00	\$0.00	\$0.00	\$0.00	\$0.00	\$0.00
Docent Activities-Volunteer	\$0.00	\$0.00	\$0.00	\$1,540.00	\$0.00	\$0.00	\$3,600.00
Education-General Income	\$0.00	\$0.00	\$0.00	\$0.00	\$0.00	\$0.00	\$0.00
Education-General Income-Education	\$0.00	\$0.00	\$0.00	\$0.00	\$0.00	\$0.00	\$0.00
Docent Fundraising Income	\$0.00	\$0.00	\$0.00	\$0.00	\$0.00	\$0.00	\$0.00
Docent Fundraising Income-Volunteer	\$0.00	\$0.00	\$0.00	\$0.00	\$0.00	\$0.00	\$0.00
Grants	\$0.00	\$0.00	\$0.00	\$0.00	\$0.00	\$0.00	\$0.00
Grants-Education	\$0.00	\$0.00	\$0.00	\$0.00	\$0.00	\$0.00	\$0.00
Junior University Income	\$0.00	\$0.00	\$0.00	\$0.00	\$0.00	\$0.00	\$0.00
Junior University Income-Education	\$0.00	\$0.00	\$0.00	\$0.00	\$0.00	\$0.00	\$0.00
Overnight Income	\$0.00	\$0.00	\$0.00	\$0.00	\$0.00	\$0.00	\$0.00
Overnight Income-Education	\$0.00	\$0.00	\$0.00	\$2,080.00	\$0.00	\$0.00	\$2,080.00
Scout Guide-Education	\$0.00	\$0.00	\$0.00	\$830.00	\$0.00	\$0.00	\$1,438.00
Service Income	\$0.00	\$0.00	\$0.00	\$0.00	\$0.00	\$0.00	\$0.00
Service Income-Education	\$0.00	\$0.00	\$0.00	\$0.00	\$0.00	\$0.00	\$0.00
Service Income-Volunteer	\$0.00	\$0.00	\$0.00	\$0.00	\$0.00	\$0.00	\$0.00
Teacher Resource Guide Income	\$0.00	\$0.00	\$0.00	\$0.00	\$0.00	\$0.00	\$0.00
Teacher Training Workshop Income	\$0.00	\$0.00	\$0.00	\$0.00	\$0.00	\$0.00	\$0.00
Teacher Training Workshop Income-Edu	\$0.00	\$0.00	\$0.00	\$0.00	\$0.00	\$0.00	\$0.00
Trip Income	\$0.00	\$0.00	\$0.00	\$0.00	\$0.00	\$0.00	\$0.00
Trip Income-Education	\$0.00	\$0.00	\$0.00	\$0.00	\$0.00	\$0.00	\$0.00
Trip Income-Volunteer	\$0.00	\$0.00	\$0.00	\$0.00	\$0.00	\$0.00	\$0.00
Uniform Income	\$0.00	\$0.00	\$0.00	\$0.00	\$0.00	\$0.00	\$0.00
Uniform Income-Volunteer	\$0.00	\$0.00	\$0.00	\$140.00	\$0.00	\$0.00	\$1,145.00
Wild Connections Lab Income	\$0.00	\$0.00	\$0.00	\$0.00	\$0.00	\$0.00	\$0.00
Wild Connections Lab Income-Education	\$0.00	\$0.00	\$0.00	\$7,712.00	\$0.00	\$0.00	\$12,676.50
Zoo Adventures Camp Income	\$0.00	\$0.00	\$0.00	\$0.00	\$0.00	\$0.00	\$0.00
Zoo Adventures Camp Income-Education	\$0.00	\$0.00	\$0.00	\$0.00	\$0.00	\$0.00	\$5,620.50
Zoo Boo Haunted House Income	\$0.00	\$0.00	\$0.00	\$0.00	\$0.00	\$0.00	\$0.00
Zoo Preview Income	\$0.00	\$0.00	\$0.00	\$0.00	\$0.00	\$0.00	\$0.00

Fresno's Chaffee Zoo Corporation

Income Statement

March 2019

	2019 Budget	March Budget	March Measure Z	March Actual	YTD Budget	YTD Measure Z	YTD Actual
Zoo Preview Income-Volunteer	\$0.00	\$0.00	\$0.00	\$204.00	\$0.00	\$0.00	\$342.00
Zoo School Income	\$0.00	\$0.00	\$0.00	\$0.00	\$0.00	\$0.00	\$0.00
Zoo Talks Income	\$0.00	\$0.00	\$0.00	\$0.00	\$0.00	\$0.00	\$0.00
Zoo Talks Income-Education	\$0.00	\$0.00	\$0.00	\$0.00	\$0.00	\$0.00	\$0.00
Zoopeteer Income	\$0.00	\$0.00	\$0.00	\$0.00	\$0.00	\$0.00	\$0.00
Zoopeteer Income-Education	\$0.00	\$0.00	\$0.00	\$0.00	\$0.00	\$0.00	\$0.00
Zoopeteer Income-Volunteer	\$0.00	\$0.00	\$0.00	\$0.00	\$0.00	\$0.00	\$0.00
Camp Scholarships-Res	\$0.00	\$0.00	\$0.00	\$0.00	\$0.00	\$0.00	\$0.00
Camp Scholarships-Res-Education	\$0.00	\$0.00	\$0.00	\$0.00	\$0.00	\$0.00	\$0.00
Grants-Res	\$0.00	\$0.00	\$0.00	\$0.00	\$0.00	\$0.00	\$0.00
Grants-Res-Education	\$0.00	\$0.00	\$0.00	\$0.00	\$0.00	\$0.00	\$0.00
Grants-Res-Volunteer	\$0.00	\$0.00	\$0.00	\$0.00	\$0.00	\$0.00	\$0.00
Grants-Perm	\$0.00	\$0.00	\$0.00	\$0.00	\$0.00	\$0.00	\$0.00
Tour Income	\$0.00	\$0.00	\$0.00	\$0.00	\$0.00	\$0.00	\$0.00
Tour Income-Volunteer	\$8,550.00	\$1,000.00	\$0.00	\$526.00	\$1,800.00	\$0.00	\$578.00
Tot Time Income	\$0.00	\$0.00	\$0.00	\$0.00	\$0.00	\$0.00	\$0.00
Tot Time Income-Education	\$9,500.00	\$1,000.00	\$0.00	\$2,214.00	\$2,400.00	\$0.00	\$5,063.00
Zoomobile Income	\$0.00	\$0.00	\$0.00	\$0.00	\$0.00	\$0.00	\$0.00
Zoomobile Income-Education	\$44,500.00	\$12,000.00	\$0.00	\$3,783.46	\$14,500.00	\$0.00	\$13,064.80
Behind the Scenes-Education	\$0.00	\$0.00	\$0.00	\$0.00	\$0.00	\$0.00	\$0.00
Facility Rental-Education	\$5,000.00	\$600.00	\$0.00	\$700.00	\$1,100.00	\$0.00	\$1,150.00
Miscellaneous Income-Education	\$0.00	\$0.00	\$0.00	\$0.00	\$0.00	\$0.00	\$0.00
Uniform-Teen Payment- Volunteer	\$0.00	\$0.00	\$0.00	\$0.00	\$0.00	\$0.00	\$0.00
Total Education	\$67,550.00	\$14,600.00	\$0.00	\$19,789.46	\$19,800.00	\$0.00	\$48,897.80
Food Services							
Concessions Commission	\$708,050.00	\$72,250.00	\$0.00	\$80,678.33	\$162,350.00	\$0.00	\$133,294.77
Concessions Commission-Administratior	\$0.00	\$0.00	\$0.00	\$0.00	\$0.00	\$0.00	\$0.00
Concessions Commission-Special Exhibit	\$164,000.00	\$0.00	\$0.00	\$0.00	\$0.00	\$0.00	\$0.00
Concessions Commission-Development	\$0.00	\$0.00	\$0.00	\$0.00	\$0.00	\$0.00	\$0.00
Concessions-Script	\$0.00	\$0.00	\$0.00	\$0.00	\$0.00	\$0.00	\$0.00

Fresno's Chaffee Zoo Corporation

Income Statement

March 2019

	2019 Budget	March Budget	March Measure Z	March Actual	YTD Budget	YTD Measure Z	YTD Actual
Total Food Services	\$872,050.00	\$72,250.00	\$0.00	\$80,678.33	\$162,350.00	\$0.00	\$133,294.77
Gift Shop							
Gift Shop Income	\$466,480.00	\$47,600.00	\$0.00	\$0.00	\$106,960.00	\$0.00	\$0.00
Gift Shop Income-Special Exhibit	\$102,500.00	\$0.00	\$0.00	\$0.00	\$0.00	\$0.00	\$0.00
Gift Shop Commission	\$0.00	\$0.00	\$0.00	\$57,530.01	\$0.00	\$0.00	\$91,851.36
Gift Shop Commission-Administration	\$0.00	\$0.00	\$0.00	\$0.00	\$0.00	\$0.00	\$0.00
Total Gift Shop	\$568,980.00	\$47,600.00	\$0.00	\$57,530.01	\$106,960.00	\$0.00	\$91,851.36
Giraffe Feeding							
Giraffe Feeding Income	\$0.00	\$0.00	\$0.00	\$0.00	\$0.00	\$0.00	\$0.00
Giraffe Feeding Income-Education	\$582,000.00	\$63,804.00	\$0.00	\$63,969.00	\$116,012.00	\$0.00	\$109,134.00
Giraffe Feeding Income-Visitor Services	\$0.00	\$0.00	\$0.00	\$0.00	\$0.00	\$0.00	\$0.00
Total Giraffe Feeding	\$582,000.00	\$63,804.00	\$0.00	\$63,969.00	\$116,012.00	\$0.00	\$109,134.00
Grants/Fundraising							
Annual Fund	\$0.00	\$0.00	\$0.00	\$0.00	\$0.00	\$0.00	\$0.00
Conservation Income-Animal	\$0.00	\$0.00	\$0.00	\$0.00	\$0.00	\$0.00	\$0.00
Conservation Income-Development	\$0.00	\$0.00	\$0.00	\$1,845.48	\$0.00	\$0.00	\$3,009.76
Conservation Income-Education	\$0.00	\$0.00	\$0.00	\$0.00	\$0.00	\$0.00	\$0.00
Conservation Income-Veterinary	\$0.00	\$0.00	\$0.00	\$0.00	\$0.00	\$0.00	\$0.00
Conservation Income	\$0.00	\$0.00	\$0.00	\$0.00	\$0.00	\$0.00	\$0.00
Donations	\$0.00	\$0.00	\$0.00	\$0.00	\$0.00	\$0.00	\$0.00
Donations-Marketing	\$0.00	\$0.00	\$0.00	\$0.00	\$0.00	\$0.00	\$0.00
Donations-Development	\$350,000.00	\$75,000.00	\$0.00	\$2,115.75	\$125,000.00	\$0.00	\$19,070.97
Donations-Special Events	\$0.00	\$0.00	\$0.00	\$0.00	\$0.00	\$0.00	\$0.00
Donations-Education	\$3,000.00	\$250.00	\$0.00	\$103.05	\$750.00	\$0.00	\$178.05
Donations-Volunteer	\$0.00	\$0.00	\$0.00	\$0.00	\$0.00	\$0.00	\$0.00
In-Kind Contributions	\$0.00	\$0.00	\$0.00	\$0.00	\$0.00	\$0.00	\$0.00
In-Kind Contributions-Development	\$0.00	\$0.00	\$0.00	\$0.00	\$0.00	\$0.00	\$0.00
In-Kind Contributions - Volunteer	\$0.00	\$0.00	\$0.00	\$0.00	\$0.00	\$0.00	\$0.00

Fresno's Chaffee Zoo Corporation

Income Statement

March 2019

	2019 Budget	March Budget	March Measure Z	March Actual	YTD Budget	YTD Measure Z	YTD Actual
New Sea Lion Exhibit Fundraising Income	\$0.00	\$0.00	\$0.00	\$0.00	\$0.00	\$0.00	\$0.00
Annual Fund-Res	\$0.00	\$0.00	\$0.00	\$0.00	\$0.00	\$0.00	\$0.00
Conservation Income-Res-Development	\$0.00	\$0.00	\$0.00	\$303.00	\$0.00	\$0.00	\$712.00
Conservation Income-Res-Veterinary	\$0.00	\$0.00	\$0.00	\$0.00	\$0.00	\$0.00	\$0.00
Donations-Res	\$0.00	\$0.00	\$0.00	\$0.00	\$0.00	\$0.00	\$0.00
Donations-Res-Marketing	\$0.00	\$0.00	\$0.00	\$0.00	\$0.00	\$0.00	\$0.00
Donations-Res-Development	\$0.00	\$0.00	\$0.00	\$5,500.57	\$0.00	\$0.00	\$31,835.00
Donations-Res-Education	\$0.00	\$0.00	\$0.00	\$0.00	\$0.00	\$0.00	\$0.00
Donations-Res-Veterinary	\$0.00	\$0.00	\$0.00	\$0.00	\$0.00	\$0.00	\$0.00
In-Kind Contributions-Res	\$0.00	\$0.00	\$0.00	\$0.00	\$0.00	\$0.00	\$0.00
New Sea Lion Exhibit Fundraising Income	\$0.00	\$0.00	\$0.00	\$0.00	\$0.00	\$0.00	\$0.00
Donations-Perm	\$0.00	\$0.00	\$0.00	\$0.00	\$0.00	\$0.00	\$0.00
Donations-Perm-Education	\$0.00	\$0.00	\$0.00	\$0.00	\$0.00	\$0.00	\$0.00
Docent Education Fund-Perm	\$0.00	\$0.00	\$0.00	\$0.00	\$0.00	\$0.00	\$0.00
Sponsorships	\$0.00	\$0.00	\$0.00	\$0.00	\$0.00	\$0.00	\$0.00
Sponsorships-Development	\$100,000.00	\$0.00	\$0.00	\$0.00	\$0.00	\$0.00	\$0.00
Sponsorships-Res	\$0.00	\$0.00	\$0.00	\$0.00	\$0.00	\$0.00	\$0.00
Sponsorships-Res-Development	\$0.00	\$0.00	\$0.00	\$0.00	\$0.00	\$0.00	\$0.00
Pay Loader Kiddie Ride-Development	\$0.00	\$0.00	\$0.00	\$0.00	\$0.00	\$0.00	\$0.00
Pay Loader Ride-Africa-Res-Development	\$0.00	\$0.00	\$0.00	\$0.00	\$0.00	\$0.00	\$0.00
Total Grants/Fundraising	\$453,000.00	\$75,250.00	\$0.00	\$9,867.85	\$125,750.00	\$0.00	\$54,805.78
Group Event/Facility Rental							
Facility Rental	\$0.00	\$0.00	\$0.00	\$0.00	\$0.00	\$0.00	\$0.00
Facility Rental-Special Events	\$573,000.00	\$36,000.00	\$0.00	\$32,576.98	\$63,000.00	\$0.00	\$64,940.95
Total Group Event/Facility Rental	\$573,000.00	\$36,000.00	\$0.00	\$32,576.98	\$63,000.00	\$0.00	\$64,940.95
Membership							
Corporate Membership	\$0.00	\$0.00	\$0.00	\$0.00	\$0.00	\$0.00	\$0.00
Membership Income	\$0.00	\$0.00	\$0.00	\$0.00	\$0.00	\$0.00	\$0.00
Membership Income-Membership	\$1,616,351.00	\$185,940.00	\$0.00	\$199,575.30	\$409,068.00	\$0.00	\$400,477.00

Fresno's Chaffee Zoo Corporation

Income Statement

March 2019

	2019 Budget	March Budget	March Measure Z	March Actual	YTD Budget	YTD Measure Z	YTD Actual
Membership Income-Special Exhibit	\$100,000.00	\$0.00	\$0.00	\$0.00	\$0.00	\$0.00	\$0.00
Total Membership	\$1,716,351.00	\$185,940.00	\$0.00	\$199,575.30	\$409,068.00	\$0.00	\$400,477.00
Special Events							
Boutique Sales	\$0.00	\$0.00	\$0.00	\$0.00	\$0.00	\$0.00	\$0.00
Corporate Tent Income	\$0.00	\$0.00	\$0.00	\$0.00	\$0.00	\$0.00	\$0.00
Exhibitor Booth Income	\$0.00	\$0.00	\$0.00	\$0.00	\$0.00	\$0.00	\$0.00
Exhibitor Booth Income-Special Events	\$0.00	\$0.00	\$0.00	\$0.00	\$0.00	\$0.00	\$0.00
Raffle Ticket Income	\$0.00	\$0.00	\$0.00	\$0.00	\$0.00	\$0.00	\$0.00
Raffle Ticket Income-Special Events	\$0.00	\$0.00	\$0.00	\$0.00	\$0.00	\$0.00	\$0.00
Santa Photo-Special Events	\$0.00	\$0.00	\$0.00	\$0.00	\$0.00	\$0.00	\$0.00
Script Sales	\$0.00	\$0.00	\$0.00	\$0.00	\$0.00	\$0.00	\$0.00
Script Sales-Special Events	\$2,000.00	\$0.00	\$0.00	\$0.00	\$0.00	\$0.00	\$0.00
Auction Income	\$0.00	\$0.00	\$0.00	\$0.00	\$0.00	\$0.00	\$0.00
Auction Income-Special Events	\$20,000.00	\$0.00	\$0.00	\$0.00	\$0.00	\$0.00	\$0.00
Special Event Income	\$0.00	\$0.00	\$0.00	\$0.00	\$0.00	\$0.00	\$0.00
Special Event Income-Special Events	\$647,561.00	\$49,887.00	\$0.00	\$39,103.00	\$49,887.00	\$0.00	\$39,103.00
Special Event Income-Special Exhibit	\$25,000.00	\$0.00	\$0.00	\$0.00	\$0.00	\$0.00	\$0.00
ZooLights 3D Glasses Income-Special Ev.	\$7,000.00	\$0.00	\$0.00	\$0.00	\$0.00	\$0.00	\$0.00
Special Event Income-Res	\$0.00	\$0.00	\$0.00	\$0.00	\$0.00	\$0.00	\$0.00
Sponsorships-Special Events	\$87,052.00	\$5,206.00	\$0.00	\$0.00	\$5,206.00	\$0.00	\$0.00
Sponsorships-Education	\$0.00	\$0.00	\$0.00	\$0.00	\$0.00	\$0.00	\$0.00
Sponsorships-Res-Special Events	\$0.00	\$0.00	\$0.00	\$0.00	\$0.00	\$0.00	\$0.00
Sponsorships-Res-Education	\$0.00	\$0.00	\$0.00	\$0.00	\$0.00	\$0.00	\$0.00
Total Special Events	\$788,613.00	\$55,093.00	\$0.00	\$39,103.00	\$55,093.00	\$0.00	\$39,103.00
Stingray Exhibit							
Stingray Admissions	\$0.00	\$0.00	\$0.00	\$0.00	\$0.00	\$0.00	\$0.00
Stingray Admissions-Education	\$262,000.00	\$25,000.00	\$0.00	\$28,979.00	\$52,000.00	\$0.00	\$46,007.00
Stingray Admissions-Visitor Services	\$0.00	\$0.00	\$0.00	\$0.00	\$0.00	\$0.00	\$0.00
Stingray Feeding Income	\$0.00	\$0.00	\$0.00	\$0.00	\$0.00	\$0.00	\$0.00

Fresno's Chaffee Zoo Corporation

Income Statement

March 2019

	2019 Budget	March Budget	March Measure Z	March Actual	YTD Budget	YTD Measure Z	YTD Actual
Stingray Feeding Income-Education	\$33,500.00	\$4,500.00	\$0.00	\$3,027.00	\$7,500.00	\$0.00	\$5,420.00
Stingray Feeding Income-Visitor Services	\$0.00	\$0.00	\$0.00	\$0.00	\$0.00	\$0.00	\$0.00
Total Stingray Exhibit	\$295,500.00	\$29,500.00	\$0.00	\$32,006.00	\$59,500.00	\$0.00	\$51,427.00
Other							
Biofacts	\$0.00	\$0.00	\$0.00	\$0.00	\$0.00	\$0.00	\$0.00
Elephant Painting Income	\$0.00	\$0.00	\$0.00	\$0.00	\$0.00	\$0.00	\$0.00
Enrichment Income	\$0.00	\$0.00	\$0.00	\$0.00	\$0.00	\$0.00	\$0.00
Fundraising Pins Income-Development	\$0.00	\$0.00	\$0.00	\$0.00	\$0.00	\$0.00	\$0.00
Orang Research Income	\$0.00	\$0.00	\$0.00	\$0.00	\$0.00	\$0.00	\$0.00
Photography Lab Income	\$0.00	\$0.00	\$0.00	\$0.00	\$0.00	\$0.00	\$0.00
Poster Income-Development	\$0.00	\$0.00	\$0.00	\$0.00	\$0.00	\$0.00	\$0.00
Sales of Animals	\$0.00	\$0.00	\$0.00	\$0.00	\$0.00	\$0.00	\$0.00
Sales of Animals-Animals	\$0.00	\$0.00	\$0.00	\$0.00	\$0.00	\$0.00	\$0.00
Special Project Income	\$0.00	\$0.00	\$0.00	\$0.00	\$0.00	\$0.00	\$0.00
Zoo Career Workshop Income	\$0.00	\$0.00	\$0.00	\$0.00	\$0.00	\$0.00	\$0.00
Interfund Transfer	\$0.00	\$0.00	\$0.00	\$0.00	\$0.00	\$0.00	\$0.00
Net Assets Released from Restrictions	\$0.00	\$0.00	\$0.00	\$0.00	\$0.00	\$0.00	\$0.00
Enrichment Income-Res-Development	\$0.00	\$0.00	\$0.00	\$100.00	\$0.00	\$0.00	\$1,870.00
Fundraising Pins Income-Res-Development	\$0.00	\$0.00	\$0.00	\$0.00	\$0.00	\$0.00	\$0.00
Orang Research Income-Res	\$0.00	\$0.00	\$0.00	\$0.00	\$0.00	\$0.00	\$0.00
Special Project Income-Res	\$0.00	\$0.00	\$0.00	\$0.00	\$0.00	\$0.00	\$0.00
Interfund Transfer-Res	\$0.00	\$0.00	\$0.00	\$0.00	\$0.00	\$0.00	\$0.00
Net Assets Released from Restrictions-Res	\$0.00	\$0.00	\$0.00	\$0.00	\$0.00	\$0.00	\$0.00
Interfund Transfer-Perm	\$0.00	\$0.00	\$0.00	\$0.00	\$0.00	\$0.00	\$0.00
Net Assets Released from Restrictions-Perm	\$0.00	\$0.00	\$0.00	\$0.00	\$0.00	\$0.00	\$0.00
Miscellaneous Income	\$1,300.00	\$100.00	\$0.00	\$283.50	\$100.00	\$0.00	\$29,756.24
Miscellaneous Income-Visitor Services	\$0.00	\$0.00	\$0.00	\$0.00	\$0.00	\$0.00	\$0.00
Miscellaneous Income-Human Resources	\$0.00	\$0.00	\$0.00	\$0.00	\$0.00	\$0.00	\$0.50
Miscellaneous Income-Restricted	\$0.00	\$0.00	\$0.00	\$0.00	\$0.00	\$0.00	\$0.00
Airbrush Tattoo Income	\$0.00	\$0.00	\$0.00	\$0.00	\$0.00	\$0.00	\$0.00

Fresno's Chaffee Zoo Corporation

Income Statement

March 2019

	2019 Budget	March Budget	March Measure Z	March Actual	YTD Budget	YTD Measure Z	YTD Actual
ATM Income	\$0.00	\$0.00	\$0.00	\$25.00	\$0.00	\$0.00	\$126.00
ATM Income-Administration	\$0.00	\$0.00	\$0.00	\$0.00	\$0.00	\$0.00	\$0.00
Parking Passes	\$0.00	\$0.00	\$0.00	\$0.00	\$0.00	\$0.00	\$0.00
Penny Press Income	\$0.00	\$0.00	\$0.00	\$386.00	\$0.00	\$0.00	\$1,504.00
Penny Press Income-Administration	\$0.00	\$0.00	\$0.00	\$0.00	\$0.00	\$0.00	\$0.00
Photo Machine Income	\$0.00	\$0.00	\$0.00	(\$205.50)	\$0.00	\$0.00	\$616.19
Photo Machine Income-Administration	\$0.00	\$0.00	\$0.00	\$0.00	\$0.00	\$0.00	\$0.00
Photo/Video Income-Marketing	\$0.00	\$0.00	\$0.00	\$0.00	\$0.00	\$0.00	\$0.00
Zoo Book Sales	\$0.00	\$0.00	\$0.00	\$0.00	\$0.00	\$0.00	\$0.00
Zoo Key Sales	\$0.00	\$0.00	\$0.00	\$0.00	\$0.00	\$0.00	\$0.00
Pay Loader Kiddie Ride	\$0.00	\$0.00	\$0.00	\$0.00	\$0.00	\$0.00	\$0.00
Vending Commission-Administration	\$0.00	\$0.00	\$0.00	\$0.00	\$0.00	\$0.00	\$701.59
Camel Rides							
Camel Rides	\$0.00	\$0.00	\$0.00	\$0.00	\$0.00	\$0.00	\$0.00
Total Camel Rides	\$0.00	\$0.00	\$0.00	\$0.00	\$0.00	\$0.00	\$0.00
Stroller/Wheelchair Rental							
Stroller/Wheelchair Rental Income	\$0.00	\$0.00	\$0.00	\$0.00	\$0.00	\$0.00	\$0.00
Total Stroller/Wheelchair Rental	\$0.00	\$0.00	\$0.00	\$0.00	\$0.00	\$0.00	\$0.00
Total Other	\$1,300.00	\$100.00	\$0.00	\$589.00	\$100.00	\$0.00	\$34,574.52
Total Self-Generated Revenue	\$11,476,895.00	\$1,055,730.00	\$0.00	\$1,080,903.90	\$2,194,392.00	\$0.00	\$1,970,262.01
TOTAL REVENUE	\$11,476,895.00	\$1,055,730.00	\$0.00	\$1,080,903.90	\$2,194,392.00	\$0.00	\$1,970,262.01

EXPENSES

Personnel Expenses

Administration

Benefits-General	\$0.00	\$0.00	\$0.00	\$0.00	\$0.00	\$0.00	\$0.00
Benefits-Administration	\$115,152.86	\$9,596.07	\$0.00	\$7,040.81	\$28,788.23	\$0.00	\$20,954.01

Fresno's Chaffee Zoo Corporation

Income Statement

March 2019

	2019 Budget	March Budget	March Measure Z	March Actual	YTD Budget	YTD Measure Z	YTD Actual
Benefits-Information Technology	\$7,544.06	\$628.67	\$0.00	\$1,604.82	\$1,886.03	\$0.00	\$4,703.46
Benefits-Human Resources	\$32,514.63	\$2,709.55	\$0.00	\$2,647.40	\$8,128.68	\$0.00	\$8,042.34
Payroll Taxes	\$0.00	\$0.00	\$0.00	\$0.00	\$0.00	\$0.00	\$0.00
Payroll Taxes-Administration	\$56,923.61	\$6,568.11	\$0.00	\$6,036.45	\$15,325.58	\$0.00	\$14,000.04
Payroll Taxes-Information Technology	\$5,861.63	\$676.39	\$0.00	\$595.26	\$1,578.17	\$0.00	\$1,388.94
Payroll Taxes-Human Resources	\$14,358.96	\$1,656.80	\$0.00	\$1,466.83	\$3,865.84	\$0.00	\$1,441.76
Retirement Contribution-General	\$0.00	\$0.00	\$0.00	\$0.00	\$0.00	\$0.00	\$0.00
Retirement Contribution-Administration	\$20,699.49	\$2,388.40	\$0.00	\$2,380.27	\$5,572.93	\$0.00	\$5,551.74
Retirement Contribution-Information Technology	\$2,131.50	\$245.94	\$0.00	\$323.25	\$573.88	\$0.00	\$754.25
Retirement Contribution-Human Resources	\$5,221.44	\$602.47	\$0.00	\$789.05	\$1,405.77	\$0.00	\$1,824.23
Salaries-General	\$0.00	\$0.00	\$0.00	\$0.00	\$0.00	\$0.00	\$0.00
Salaries-Administration	\$698,780.99	\$80,628.58	\$0.00	\$79,585.99	\$188,133.37	\$0.00	\$185,059.26
Salaries-Information Technology	\$71,380.00	\$8,236.15	\$0.00	\$8,104.93	\$19,217.69	\$0.00	\$18,930.17
Salaries-Human Resources	\$177,068.13	\$20,430.94	\$0.00	\$20,100.81	\$47,672.15	\$0.00	\$47,588.56
Workers Comp-General	\$0.00	\$0.00	\$0.00	\$0.00	\$0.00	\$0.00	\$0.00
Workers Comp-Administration	\$3,276.17	\$378.02	\$0.00	\$673.30	\$882.07	\$0.00	\$617.74
Workers Comp-Information Technology	\$337.36	\$38.93	\$0.00	\$63.49	\$90.83	\$0.00	\$176.15
Workers Comp-Human Resources	\$826.41	\$95.36	\$0.00	\$159.40	\$222.49	\$0.00	\$409.59
Total Administration	\$1,212,077.24	\$134,880.38	\$0.00	\$131,572.06	\$323,343.71	\$0.00	\$311,442.24
Animal							
Benefits-Animal	\$504,617.48	\$42,051.46	\$39,523.11 44/	\$39,523.11	\$126,154.34	\$119,695.43	\$119,695.43
Payroll Taxes-Animal	\$204,232.77	\$23,565.32	\$21,446.66 45/	\$21,446.66	\$54,985.77	\$50,002.34	\$50,002.34
Retirement Contribution-Animal	\$63,295.74	\$7,303.35	\$7,504.92 46/	\$7,504.92	\$17,041.19	\$17,449.66	\$17,449.66
Salaries-Animal	\$2,503,314.49	\$288,843.98	\$283,937.56 47/	\$283,937.56	\$673,969.31	\$665,155.09	\$665,155.09
Workers Comp-Animal	\$145,690.53	\$16,810.45	\$14,793.02 49/	\$14,793.02	\$39,224.40	\$61,798.30	\$61,798.30
Total Animal	\$3,421,151.01	\$378,574.56	\$367,205.27	\$367,205.27	\$911,375.01	\$914,100.82	\$914,100.82
Education							
Benefits-Education	\$98,004.93	\$8,167.08	\$0.00	\$9,215.79	\$24,501.21	\$0.00	\$27,291.05
Benefits-Volunteer	\$0.00	\$0.00	\$0.00	\$0.00	\$0.00	\$0.00	\$0.00

Fresno's Chaffee Zoo Corporation

Income Statement

March 2019

	2019 Budget	March Budget	March Measure Z	March Actual	YTD Budget	YTD Measure Z	YTD Actual
Payroll Taxes-Education	\$68,868.70	\$7,946.39	\$0.00	\$7,126.45	\$18,541.59	\$0.00	\$17,411.25
Payroll Taxes-Volunteer	\$0.00	\$0.00	\$0.00	\$0.00	\$0.00	\$0.00	\$0.00
Retirement Contribution-Education	\$15,794.38	\$1,822.43	\$0.00	\$1,037.55	\$4,252.33	\$0.00	\$2,340.66
Salaries-Education	\$725,915.83	\$82,415.29	\$0.00	\$94,396.21	\$192,302.31	\$0.00	\$223,452.83
Salaries-Volunteer	\$0.00	\$0.00	\$0.00	\$0.00	\$0.00	\$0.00	\$0.00
Workers Comp-Education	\$44,629.00	\$5,149.10	\$0.00	\$7,349.25	\$12,015.18	\$0.00	\$20,707.02
Workers Comp-Volunteer	\$0.00	\$0.00	\$0.00	\$0.00	\$0.00	\$0.00	\$0.00
Total Education	\$953,212.84	\$105,500.29	\$0.00	\$119,125.25	\$251,612.62	\$0.00	\$291,202.81
Maintenance/Horticulture							
Benefits-Maintenance	\$121,092.02	\$10,091.00	\$0.00	\$7,011.48	\$30,273.02	\$0.00	\$21,152.22
Benefits-Horticulture	\$91,051.03	\$7,587.59	\$0.00	\$6,091.85	\$22,762.77	\$0.00	\$18,267.39
Payroll Taxes-Maintenance	\$39,055.55	\$4,506.41	\$0.00	\$3,879.08	\$10,514.98	\$0.00	\$10,216.72
Payroll Taxes-Horticulture	\$24,769.33	\$2,858.00	\$0.00	\$1,995.74	\$6,668.69	\$0.00	\$4,788.62
Retirement Contribution-Maintenance	\$13,771.17	\$1,588.98	\$0.00	\$816.33	\$3,707.62	\$0.00	\$1,917.40
Retirement Contribution-Horticulture	\$10,275.38	\$1,185.62	\$0.00	\$169.32	\$2,766.44	\$0.00	\$395.26
Salaries-Maintenance	\$501,075.46	\$57,816.40	\$0.00	\$51,133.77	\$134,904.90	\$0.00	\$118,766.29
Salaries-Horticulture	\$340,588.25	\$39,298.64	\$0.00	\$26,367.46	\$91,696.81	\$0.00	\$61,383.35
Workers Comp-Maintenance	\$26,438.27	\$3,050.57	\$0.00	\$2,592.09	\$7,118.02	\$0.00	\$10,890.97
Workers Comp-Horticulture	\$19,459.05	\$2,245.28	\$0.00	\$1,339.39	\$5,238.97	\$0.00	\$5,934.94
Total Maintenance/Horticulture	\$1,187,575.51	\$130,228.49	\$0.00	\$101,396.51	\$315,652.22	\$0.00	\$253,713.16
Mem/Dev/Marketing							
Benefits-Marketing	\$14,689.13	\$1,224.09	\$0.00	\$27.91	\$3,672.32	\$0.00	(\$145.57)
Benefits-Membership	\$20,847.24	\$1,737.27	\$0.00	\$856.63	\$5,211.81	\$0.00	\$2,569.89
Benefits-Development	\$19,714.64	\$1,642.89	\$0.00	\$1,791.12	\$4,928.63	\$0.00	\$5,290.33
Benefits-Special Event	\$57,518.78	\$4,793.23	\$0.00	\$4,610.46	\$14,379.71	\$0.00	\$13,595.83
Payroll Taxes-Marketing	\$11,971.56	\$1,381.33	\$0.00	\$1,293.23	\$3,223.11	\$0.00	\$2,944.68
Payroll Taxes-Membership	\$10,538.76	\$1,216.01	\$0.00	\$1,064.90	\$2,837.39	\$0.00	\$2,462.85
Payroll Taxes-Development	\$10,476.60	\$1,208.84	\$0.00	\$1,071.02	\$2,820.62	\$0.00	\$2,493.73
Payroll Taxes-Special Events	\$26,457.99	\$3,052.84	\$0.00	\$2,381.85	\$7,123.31	\$0.00	\$6,381.34

Fresno's Chaffee Zoo Corporation

Income Statement

March 2019

	2019 Budget	March Budget	March Measure Z	March Actual	YTD Budget	YTD Measure Z	YTD Actual
Retirement Contribution-Marketing	\$3,650.75	\$421.24	\$0.00	\$192.03	\$982.88	\$0.00	\$732.91
Retirement Contribution-Membership	\$3,397.63	\$392.03	\$0.00	\$416.57	\$914.73	\$0.00	\$967.61
Retirement Contribution-Development	\$3,809.67	\$439.58	\$0.00	\$613.08	\$1,025.69	\$0.00	\$1,430.51
Retirement Contribution-Special Event	\$7,447.59	\$859.34	\$0.00	\$248.97	\$2,005.12	\$0.00	\$593.41
Salaries-Marketing	\$144,112.46	\$16,628.36	\$0.00	\$17,147.98	\$38,799.54	\$0.00	\$39,021.32
Salaries-Membership	\$125,037.71	\$14,287.24	\$0.00	\$14,025.71	\$33,336.88	\$0.00	\$32,510.64
Salaries-Development	\$128,474.15	\$14,823.94	\$0.00	\$14,442.48	\$34,589.17	\$0.00	\$33,781.66
Salaries-Special Events	\$296,138.22	\$34,169.79	\$0.00	\$31,482.95	\$79,729.55	\$0.00	\$84,242.18
Workers Comp-Marketing	\$867.10	\$100.05	\$0.00	\$156.18	\$233.45	\$0.00	\$376.03
Workers Comp-Membership	\$689.66	\$79.58	\$0.00	\$120.49	\$185.68	\$0.00	\$288.06
Workers Comp-Development	\$780.94	\$90.11	\$0.00	\$135.79	\$210.27	\$0.00	\$357.49
Workers Comp-Special Events	\$22,145.42	\$2,555.24	\$0.00	\$2,700.69	\$5,962.26	\$0.00	\$7,790.45
Total Mem/Dev/Marketing	\$908,766.00	\$101,103.00	\$0.00	\$94,780.04	\$242,172.12	\$0.00	\$237,685.35
Operations							
Benefits-Operations	\$16,107.59	\$1,342.30	\$0.00	\$1,255.60	\$4,026.89	\$0.00	\$3,689.88
Payroll Taxes-Operations	\$7,302.70	\$842.62	\$0.00	\$674.76	\$1,966.08	\$0.00	\$1,574.44
Retirement Contribution-Operations	\$2,325.71	\$268.35	\$0.00	\$352.20	\$626.16	\$0.00	\$821.80
Salaries-Operations	\$78,873.68	\$9,100.81	\$0.00	\$8,917.97	\$21,235.19	\$0.00	\$20,883.93
Workers Comp-Operations	\$6,101.32	\$704.00	\$0.00	\$521.17	\$1,642.68	\$0.00	\$2,041.35
Total Operations	\$110,711.00	\$12,258.08	\$0.00	\$11,721.70	\$29,497.00	\$0.00	\$29,011.40
Veterinary							
Benefits-Veterinary	\$64,127.02	\$5,343.92	\$5,278.10 ^{45/}	\$5,278.10	\$16,031.74	\$15,493.90	\$15,493.90
Payroll Taxes-Veterinary	\$24,196.96	\$2,791.96	\$2,521.36 ^{46/}	\$2,521.36	\$6,514.56	\$5,899.35	\$5,899.35
Retirement Contribution-Veterinary	\$8,798.90	\$1,015.26	\$767.98 ^{47/}	\$767.98	\$2,368.92	\$1,796.78	\$1,796.78
Salaries-Veterinary	\$297,151.62	\$33,962.49	\$33,445.36 ^{48/}	\$33,445.36	\$79,245.81	\$78,363.53	\$78,363.53
Workers Comp-Veterinary	\$21,800.81	\$2,515.48	\$3,436.89 ^{49/}	\$3,436.89	\$5,869.42	\$9,177.91	\$9,177.91
Total Veterinary	\$416,075.31	\$45,629.11	\$45,449.69	\$45,449.69	\$110,030.45	\$110,731.47	\$110,731.47
Visitor Services							

Fresno's Chaffee Zoo Corporation

Income Statement

March 2019

	2019 Budget	March Budget	March Measure Z	March Actual	YTD Budget	YTD Measure Z	YTD Actual
Benefits-Security	\$49,847.37	\$4,153.95	\$0.00	\$3,286.73	\$12,461.82	\$0.00	\$10,067.98
Benefits-Visitor Services	\$57,061.51	\$4,755.13	\$0.00	\$2,994.73	\$14,265.34	\$0.00	\$8,351.30
Payroll Taxes-Security	\$24,467.76	\$2,823.20	\$0.00	\$2,466.01	\$6,587.44	\$0.00	\$5,741.83
Payroll Taxes-Visitor Services	\$40,167.28	\$4,634.69	\$0.00	\$3,893.87	\$10,814.27	\$0.00	\$8,237.32
Retirement Contribution-Security	\$8,076.90	\$931.95	\$0.00	\$325.05	\$2,174.55	\$0.00	\$758.45
Retirement Contribution-Visitor Services	\$7,310.00	\$843.46	\$0.00	\$352.08	\$1,968.06	\$0.00	\$827.23
Salaries-Security	\$326,900.85	\$37,719.33	\$0.00	\$32,800.37	\$88,011.76	\$0.00	\$76,552.61
Salaries-Visitor Services	\$424,736.64	\$49,008.07	\$0.00	\$51,595.06	\$114,352.17	\$0.00	\$109,244.26
Workers Comp-Security	\$19,635.31	\$2,265.61	\$0.00	\$3,262.38	\$5,286.42	\$0.00	\$8,690.45
Workers Comp-Visitor Services	\$23,819.85	\$2,748.44	\$0.00	\$3,540.45	\$6,413.01	\$0.00	\$11,341.00
Total	\$982,023.47	\$109,883.83	\$0.00	\$104,516.73	\$262,334.84	\$0.00	\$239,812.43
Total Personnel Expenses	\$9,191,592.38	\$1,018,057.74	\$412,654.96	\$975,767.25	\$2,446,017.97	\$1,024,832.29	\$2,387,699.68
Other Expenses							
Advertising							
Advertising	\$2,000.00	\$0.00	\$0.00	\$68,326.00	\$0.00	\$0.00	\$68,326.00
Advertising-Marketing	\$375,720.00	\$6,875.00	\$0.00	\$21,339.04	\$44,234.00	\$0.00	\$26,939.04
Advertising-Membership	\$0.00	\$0.00	\$0.00	\$0.00	\$0.00	\$0.00	\$0.00
Advertising-Development	\$0.00	\$0.00	\$0.00	\$0.00	\$0.00	\$0.00	\$0.00
Advertising-Education	\$9,000.00	\$750.00	\$0.00	\$0.00	\$2,250.00	\$0.00	\$0.00
Advertising-Visitor Services	\$0.00	\$0.00	\$0.00	\$0.00	\$0.00	\$0.00	\$0.00
Advertising-Administration	\$0.00	\$0.00	\$0.00	\$0.00	\$0.00	\$0.00	\$0.00
Advertising-Information Technology	\$0.00	\$0.00	\$0.00	\$0.00	\$0.00	\$0.00	\$0.00
Total Advertising	\$386,720.00	\$7,625.00	\$0.00	\$89,665.04	\$46,484.00	\$0.00	\$95,265.04
Animal Services							
Animal Acquisitions	\$0.00	\$0.00	\$0.00	\$0.00	\$0.00	\$0.00	\$0.00
Animal Acquisitions-Animal	\$10,000.00	\$5,000.00	\$0.00	\$0.00	\$10,000.00	\$0.00	\$0.00
Animal Acquisitions-Education	\$0.00	\$0.00	\$0.00	\$0.00	\$0.00	\$0.00	\$0.00
Animal Acquisitions-Birdshow	\$3,000.00	\$0.00	\$0.00	\$0.00	\$0.00	\$0.00	\$0.00
Animal Enrichments	\$0.00	\$0.00	\$0.00	\$0.00	\$0.00	\$0.00	\$0.00

Fresno's Chaffee Zoo Corporation

Income Statement

March 2019

	2019 Budget	March Budget	March Measure Z	March Actual	YTD Budget	YTD Measure Z	YTD Actual
Animal Enrichments-Animal	\$7,000.00	\$146.00	\$0.00	\$796.88	\$438.00	\$0.00	\$1,096.31
Animal Enrichments-Birdshow	\$2,000.00	\$166.66	\$0.00	\$0.00	\$499.98	\$0.00	\$0.00
Animal Feed	\$0.00	\$0.00	\$0.00	\$0.00	\$0.00	\$0.00	\$0.00
Animal Feed-Animal	\$400,000.00	\$28,436.00	\$20,591.61	43/ \$20,591.61	\$104,898.00	\$74,610.66	\$74,610.66
Animal Feed-Education	\$20,000.00	\$1,666.66	\$0.00	\$1,440.00	\$5,000.06	\$0.00	\$6,127.48
Animal Feed-Birdshow	\$12,000.00	\$1,000.00	\$0.00	\$0.00	\$3,000.00	\$0.00	\$46.00
Animal Shipping (Only)	\$0.00	\$0.00	\$0.00	\$0.00	\$0.00	\$0.00	\$0.00
Animal Shipping-Animal	\$38,000.00	\$8,000.00	\$0.00	\$755.56	\$27,500.00	\$0.00	\$2,451.53
Animal Shipping-Birdshow	\$5,000.00	\$500.00	\$0.00	\$0.00	\$1,000.00	\$0.00	\$0.00
Antivenin	\$0.00	\$0.00	\$0.00	\$0.00	\$0.00	\$0.00	\$0.00
Antivenin-Animal	\$12,000.00	\$0.00	\$0.00	\$0.00	\$7,500.00	\$0.00	\$0.00
Total Animal Services	\$509,000.00	\$44,915.32	\$20,591.61	\$23,584.05	\$159,836.04	\$74,610.66	\$84,331.98
Community Support							
Community Support	\$0.00	\$0.00	\$0.00	\$0.00	\$0.00	\$0.00	\$0.00
Total	\$0.00	\$0.00	\$0.00	\$0.00	\$0.00	\$0.00	\$0.00
Computer/Software							
Computer Maint Agrmt	\$0.00	\$0.00	\$0.00	\$586.83	\$0.00	\$0.00	\$1,760.49
Computer Maint Agrmt-Maintenance	\$7,500.00	\$625.00	\$0.00	\$0.00	\$1,875.00	\$0.00	\$0.00
Computer Maint Agrmt-Animals	\$0.00	\$0.00	\$0.00	\$0.00	\$0.00	\$0.00	\$0.00
Computer Maint Agrmt-Marketing	\$0.00	\$0.00	\$0.00	\$0.00	\$0.00	\$0.00	\$0.00
Computer Maint Agrmt-Membership	\$0.00	\$0.00	\$0.00	\$221.55	\$0.00	\$0.00	\$664.65
Computer Maint Agrmt-Education	\$0.00	\$0.00	\$0.00	\$295.40	\$0.00	\$0.00	\$886.20
Computer Maint Agrmt-Volunteer	\$0.00	\$0.00	\$0.00	\$0.00	\$0.00	\$0.00	\$0.00
Computer Maint Agrmt-Security	\$1,795.00	\$0.00	\$0.00	\$0.00	\$1,795.00	\$0.00	\$0.00
Computer Maint Agrmt-Visitor Services	\$0.00	\$0.00	\$0.00	\$738.52	\$0.00	\$0.00	\$2,215.56
Computer Maint Agrmt-Administration	\$0.00	\$0.00	\$0.00	\$1,135.14	\$0.00	\$0.00	\$3,405.42
Computer Maint Agrmt-Information Ted	\$56,908.00	\$4,618.75	\$0.00	\$600.00	\$14,689.25	\$0.00	\$1,700.00
Computer Maint Agrmt-Human Resourc	\$10,100.00	\$0.00	\$0.00	\$288.75	\$0.00	\$0.00	\$866.25
Computer Maint Agrmt-Finance	\$0.00	\$0.00	\$0.00	\$0.00	\$0.00	\$0.00	\$0.00

Fresno's Chaffee Zoo Corporation

Income Statement

March 2019

	2019 Budget	March Budget	March Measure Z	March Actual	YTD Budget	YTD Measure Z	YTD Actual
Computer Hardware	\$0.00	\$0.00	\$0.00	\$0.00	\$0.00	\$0.00	\$0.00
Computer Hardware-Maintenance	\$0.00	\$0.00	\$0.00	\$0.00	\$0.00	\$0.00	\$0.00
Computer Hardware-Horticulture	\$0.00	\$0.00	\$0.00	\$0.00	\$0.00	\$0.00	\$0.00
Computer Hardware-Animal	\$0.00	\$0.00	\$0.00	\$0.00	\$0.00	\$0.00	\$0.00
Computer Hardware-Marketing	\$0.00	\$0.00	\$0.00	\$0.00	\$0.00	\$0.00	\$0.00
Computer Hardware-Membership	\$0.00	\$0.00	\$0.00	\$0.00	\$0.00	\$0.00	\$0.00
Computer Hardware-Development	\$0.00	\$0.00	\$0.00	\$0.00	\$0.00	\$0.00	\$0.00
Computer Hardware-Education	\$0.00	\$0.00	\$0.00	\$0.00	\$0.00	\$0.00	\$0.00
Computer Hardware-Volunteer	\$0.00	\$0.00	\$0.00	\$0.00	\$0.00	\$0.00	\$0.00
Computer Hardware-Veterinary	\$0.00	\$0.00	\$0.00	\$0.00	\$0.00	\$0.00	\$0.00
Computer Hardware-Security	\$0.00	\$0.00	\$0.00	\$0.00	\$0.00	\$0.00	\$0.00
Computer Hardware-Visitor Services	\$240.00	\$0.00	\$0.00	\$0.00	\$240.00	\$0.00	\$0.00
Computer Hardware-Administration	\$0.00	\$0.00	\$0.00	\$0.00	\$0.00	\$0.00	\$0.00
Computer Hardware-Information Techno	\$8,000.00	\$500.00	\$0.00	\$0.00	\$1,750.00	\$0.00	\$3,257.18
Computer Hardware-Human Resources	\$0.00	\$0.00	\$0.00	\$0.00	\$0.00	\$0.00	\$0.00
Computer Hardware	\$0.00	\$0.00	\$0.00	\$0.00	\$0.00	\$0.00	\$0.00
Computer Software/Supplies	\$0.00	\$0.00	\$0.00	\$0.00	\$0.00	\$0.00	\$0.00
Computer Software/Supplies-Maintenan	\$0.00	\$0.00	\$0.00	\$0.00	\$0.00	\$0.00	\$0.00
Computer Software/Supplies-Horticultur	\$0.00	\$0.00	\$0.00	\$0.00	\$0.00	\$0.00	\$0.00
Computer Software/Supplies-Animal	\$0.00	\$0.00	\$0.00	\$19.99	\$0.00	\$0.00	\$39.98
Computer Software/Supplies-Marketing	\$0.00	\$0.00	\$0.00	\$149.98	\$0.00	\$0.00	\$149.98
Computer Software/Supplies-Membersh	\$0.00	\$0.00	\$0.00	\$0.00	\$0.00	\$0.00	\$0.00
Computer Software/Supplies-Developme	\$0.00	\$0.00	\$0.00	\$0.00	\$0.00	\$0.00	\$0.00
Computer Software/Supplies-Education	\$0.00	\$0.00	\$0.00	\$0.00	\$0.00	\$0.00	\$0.00
Computer Software/Supplies-Volunteer	\$700.00	\$0.00	\$0.00	\$0.00	\$0.00	\$0.00	\$0.00
Computer Software/Supplies-Veterinary	\$0.00	\$0.00	\$0.00	\$0.00	\$0.00	\$0.00	\$0.00
Computer Software/Supplies-Security	\$0.00	\$0.00	\$0.00	\$0.00	\$0.00	\$0.00	\$0.00
Computer Software/Supplies-Visitor Sen	\$500.00	\$0.00	\$0.00	\$0.00	\$500.00	\$0.00	\$0.00
Computer Software/Supplies-Administra	\$0.00	\$0.00	\$0.00	\$0.00	\$0.00	\$0.00	\$0.00
Computer Software/Supplies-Informatio	\$1,800.00	\$150.00	\$0.00	\$20.00	\$450.00	\$0.00	\$835.00
Computer Software/Supplies-Human Re:	\$0.00	\$0.00	\$0.00	\$10.00	\$0.00	\$0.00	\$10.00

Fresno's Chaffee Zoo Corporation

Income Statement

March 2019

	2019 Budget	March Budget	March Measure Z	March Actual	YTD Budget	YTD Measure Z	YTD Actual
Total Computer/Software	\$87,543.00	\$5,893.75	\$0.00	\$4,066.16	\$21,299.25	\$0.00	\$15,790.71
Conservation							
Conservation	\$0.00	\$0.00	\$0.00	\$0.00	\$0.00	\$0.00	\$0.00
Conservation-Animal	\$250,000.00	\$19,166.67	\$0.00	(\$3,396.00)	\$47,499.67	\$0.00	\$0.00
Conservation-Development	\$0.00	\$0.00	\$0.00	\$0.00	\$0.00	\$0.00	\$0.00
Conservation-Education	\$0.00	\$0.00	\$0.00	\$0.00	\$0.00	\$0.00	\$0.00
Total Conservation	\$250,000.00	\$19,166.67	\$0.00	(\$3,396.00)	\$47,499.67	\$0.00	\$0.00
Contracted Services							
Consultant Fees	\$31,175.00	\$2,500.00	\$0.00	\$0.00	\$7,500.00	\$0.00	\$0.00
Consultant Fees-Maintenance	\$0.00	\$0.00	\$0.00	\$0.00	\$0.00	\$0.00	\$0.00
Consultant Fees-Horticulture	\$5,000.00	\$5,000.00	\$0.00	\$0.00	\$5,000.00	\$0.00	\$0.00
Consultant Fees-Animal	\$8,000.00	\$5,000.00	\$0.00	\$2,000.00	\$8,000.00	\$0.00	\$2,000.00
Consultant Fees-Education	\$2,000.00	\$0.00	\$0.00	\$0.00	\$2,000.00	\$0.00	\$0.00
Consultant Fees-Veterinary	\$14,500.00	\$3,950.00	\$0.00	\$0.00	\$5,950.00	\$0.00	\$1,700.00
Consultant Fees-Security	\$0.00	\$0.00	\$0.00	\$0.00	\$0.00	\$0.00	\$0.00
Consultant Fees-Visitor Services	\$0.00	\$0.00	\$0.00	\$0.00	\$0.00	\$0.00	\$0.00
Consultant Fees-Administration	\$0.00	\$0.00	\$0.00	\$0.00	\$0.00	\$0.00	\$0.00
Consultant Fees-Human Resources	\$8,250.00	\$0.00	\$0.00	\$0.00	\$2,000.00	\$0.00	\$0.00
Consultant Fees-Capital Projects	\$0.00	\$0.00	\$0.00	\$0.00	\$0.00	\$0.00	\$0.00
Contracted Services	\$0.00	\$0.00	\$0.00	\$3,996.25	\$0.00	\$0.00	\$10,637.50
Contracted Services-Maintenance	\$18,000.00	\$1,500.00	\$0.00	\$923.98	\$4,500.00	\$0.00	\$2,796.04
Contracted Services-Horticulture	\$4,100.00	\$0.00	\$0.00	\$0.00	\$600.00	\$0.00	\$0.00
Contracted Services-Animal	\$10,256.00	\$1,958.00	\$0.00	\$1,369.42	\$3,394.00	\$0.00	\$2,571.95
Contracted Services-Marketing	\$75,900.00	\$4,000.00	\$0.00	\$9,061.92	\$11,650.00	\$0.00	\$9,925.47
Contracted Services-Membership	\$14,800.00	\$700.00	\$0.00	\$2,107.50	\$3,700.00	\$0.00	\$2,597.50
Contracted Services-Development	\$0.00	\$0.00	\$0.00	\$0.00	\$0.00	\$0.00	\$947.00
Contracted Services-Education	\$1,800.00	\$150.00	\$0.00	\$38.09	\$450.00	\$0.00	\$61.59
Contracted Services-Volunteer	\$0.00	\$0.00	\$0.00	\$0.00	\$0.00	\$0.00	\$0.00
Contracted Services-Veterinary	\$12,000.00	\$2,000.00	\$0.00	\$38.09	\$4,000.00	\$0.00	\$38.09

Fresno's Chaffee Zoo Corporation

Income Statement

March 2019

	2019 Budget	March Budget	March Measure Z	March Actual	YTD Budget	YTD Measure Z	YTD Actual
Contracted Services-Security	\$723.00	\$25.00	\$0.00	\$1,682.76	\$498.00	\$0.00	\$1,703.53
Contracted Services-Visitor Services	\$0.00	\$0.00	\$0.00	\$0.00	\$0.00	\$0.00	\$0.00
Contracted Services-Administration	\$1,860.00	\$155.00	\$0.00	\$58.52	\$465.00	\$0.00	\$85.29
Contracted Services-Information Techno	\$81,000.00	\$6,750.00	\$0.00	\$6,750.00	\$20,250.00	\$0.00	\$20,350.00
Contracted Services-Human Resources	\$0.00	\$0.00	\$0.00	\$0.00	\$0.00	\$0.00	\$0.00
Contracted Services-Capital Projects	\$0.00	\$0.00	\$0.00	\$0.00	\$0.00	\$0.00	\$0.00
Contracted Services-Operations	\$380.00	\$25.00	\$0.00	\$141.48	\$75.00	\$0.00	\$141.48
Security Services	\$0.00	\$0.00	\$0.00	\$0.00	\$0.00	\$0.00	\$0.00
Security Services-Maintenance	\$0.00	\$0.00	\$0.00	\$105.00	\$0.00	\$0.00	\$315.00
Security Services-Horticulture	\$0.00	\$0.00	\$0.00	\$0.00	\$0.00	\$0.00	\$0.00
Security Services-Animal	\$0.00	\$0.00	\$0.00	\$137.00	\$0.00	\$0.00	\$411.00
Security Services-Marketing	\$0.00	\$0.00	\$0.00	\$54.60	\$0.00	\$0.00	\$163.80
Security Services-Development	\$0.00	\$0.00	\$0.00	\$0.00	\$0.00	\$0.00	\$0.00
Security Services-Education	\$0.00	\$0.00	\$0.00	\$218.40	\$0.00	\$0.00	\$655.20
Security Services-Veterinary	\$150.00	\$0.00	\$0.00	\$126.00	\$150.00	\$0.00	\$378.00
Security Services-Security	\$16,600.00	\$1,700.00	\$0.00	\$9,912.00	\$1,700.00	\$0.00	\$9,912.00
Security Services-Visitor Services	\$0.00	\$0.00	\$0.00	\$432.00	\$0.00	\$0.00	\$1,296.00
Security Services-Administration	\$0.00	\$0.00	\$0.00	\$112.00	\$0.00	\$0.00	\$336.00
Total Contracted Services	\$306,494.00	\$35,413.00	\$0.00	\$39,265.01	\$81,882.00	\$0.00	\$69,022.44
Depreciation Expense							
Depreciation - Misc	\$540,000.00	\$45,000.00	\$0.00	\$0.00	\$135,000.00	\$0.00	\$0.00
Depreciation Land	\$0.00	\$0.00	\$0.00	\$0.00	\$0.00	\$0.00	\$0.00
Depreciation Grounds	\$0.00	\$0.00	\$0.00	\$0.00	\$0.00	\$0.00	\$0.00
Depreciation Exhibits	\$0.00	\$0.00	\$0.00	\$0.00	\$0.00	\$0.00	\$0.00
Depreciation Buildings and Structures	\$0.00	\$0.00	\$0.00	\$0.00	\$0.00	\$0.00	\$0.00
Depreciation Buildings and Structures-Ai	\$0.00	\$0.00	\$0.00	\$0.00	\$0.00	\$0.00	\$0.00
Depreciation Buildings and Structures-Ec	\$0.00	\$0.00	\$0.00	\$0.00	\$0.00	\$0.00	\$0.00
Depreciation Buildings and Structures-Vi	\$0.00	\$0.00	\$0.00	\$0.00	\$0.00	\$0.00	\$0.00
Depreciation Furniture	\$0.00	\$0.00	\$0.00	\$0.00	\$0.00	\$0.00	\$0.00
Depreciation Vehicles	\$0.00	\$0.00	\$0.00	\$0.00	\$0.00	\$0.00	\$0.00

Fresno's Chaffee Zoo Corporation

Income Statement

March 2019

	2019 Budget	March Budget	March Measure Z	March Actual	YTD Budget	YTD Measure Z	YTD Actual
Depreciation Vehicles-Administration	\$0.00	\$0.00	\$0.00	\$0.00	\$0.00	\$0.00	\$0.00
Depreciation Zoo Equipment	\$0.00	\$0.00	\$0.00	\$0.00	\$0.00	\$0.00	\$90,000.00
Depreciation Zoo Equipment-Animal	\$0.00	\$0.00	\$0.00	\$0.00	\$0.00	\$0.00	\$0.00
Depreciation Zoo Equipment-Special Eve	\$0.00	\$0.00	\$0.00	\$0.00	\$0.00	\$0.00	\$0.00
Depreciation Zoo Equipment-Education	\$0.00	\$0.00	\$0.00	\$0.00	\$0.00	\$0.00	\$0.00
Depreciation Zoo Equipment-Veterinary	\$0.00	\$0.00	\$0.00	\$0.00	\$0.00	\$0.00	\$0.00
Depreciation Zoo Equipment-Administra	\$0.00	\$0.00	\$0.00	\$0.00	\$0.00	\$0.00	\$0.00
Total Depreciation Expense	\$540,000.00	\$45,000.00	\$0.00	\$0.00	\$135,000.00	\$0.00	\$90,000.00
Dues							
Dues	\$40,100.00	\$1,750.00	\$0.00	\$14,781.44	\$9,250.00	\$0.00	\$21,004.90
Dues-Maintenance	\$0.00	\$0.00	\$0.00	\$0.00	\$0.00	\$0.00	\$0.00
Dues-Horticulture	\$500.00	\$0.00	\$0.00	\$0.00	\$0.00	\$0.00	\$0.00
Dues-Animal	\$4,265.00	\$3,665.00	\$0.00	\$0.00	\$3,665.00	\$0.00	\$0.00
Dues-Marketing	\$1,133.00	\$0.00	\$0.00	\$0.00	\$528.00	\$0.00	\$0.00
Dues-Membership	\$0.00	\$0.00	\$0.00	\$0.00	\$0.00	\$0.00	\$0.00
Dues-Development	\$0.00	\$0.00	\$0.00	\$0.00	\$0.00	\$0.00	\$0.00
Dues-Education	\$355.00	\$0.00	\$0.00	\$0.00	\$355.00	\$0.00	\$0.00
Dues-Volunteer	\$0.00	\$0.00	\$0.00	\$0.00	\$0.00	\$0.00	\$0.00
Dues-Veterinary	\$3,452.00	\$0.00	\$0.00	\$1,015.00	\$2,568.00	\$0.00	\$1,035.00
Dues-Security	\$0.00	\$0.00	\$0.00	\$0.00	\$0.00	\$0.00	\$0.00
Dues-Visitor Services	\$4,750.00	\$0.00	\$0.00	\$0.00	\$4,750.00	\$0.00	\$4,962.14
Dues-Administration	\$1,035.00	\$30.00	\$0.00	\$0.00	\$190.00	\$0.00	(\$97.50)
Dues-Human Resources	\$400.00	\$0.00	\$0.00	\$0.00	\$0.00	\$0.00	\$0.00
Dues-Operations	\$0.00	\$0.00	\$0.00	\$0.00	\$0.00	\$0.00	\$0.00
Total Dues	\$55,990.00	\$5,445.00	\$0.00	\$15,796.44	\$21,306.00	\$0.00	\$26,904.54
Event Expense							
Advertising-Special Events	\$9,800.00	\$1,542.00	\$0.00	\$766.62	\$1,626.00	\$0.00	\$1,263.31
Bank Charges-Events	\$0.00	\$0.00	\$0.00	\$3.95	\$0.00	\$0.00	\$11.85
Computer Maint Agrmt-Special Events	\$0.00	\$0.00	\$0.00	\$73.85	\$0.00	\$0.00	\$221.55

Fresno's Chaffee Zoo Corporation

Income Statement

March 2019

	2019 Budget	March Budget	March Measure Z	March Actual	YTD Budget	YTD Measure Z	YTD Actual
Computer Hardware-Special Events	\$0.00	\$0.00	\$0.00	\$0.00	\$0.00	\$0.00	\$0.00
Consultant Fees-Special Events	\$0.00	\$0.00	\$0.00	\$0.00	\$0.00	\$0.00	\$0.00
Contracted Services-Special Events	\$59,296.00	\$8,533.00	\$0.00	\$4,734.90	\$9,599.00	\$0.00	\$6,654.90
Credit Card Fees-Special Events	\$900.00	\$75.00	\$0.00	\$39.95	\$225.00	\$0.00	\$119.85
Dues-Special Events	\$120.00	\$0.00	\$0.00	\$0.00	\$120.00	\$0.00	\$0.00
Equipment Lease/Rental-Special Events	\$74,400.00	\$1,500.00	\$0.00	\$1,600.00	\$6,500.00	\$0.00	\$2,311.65
Equipment Maintenance-Special Events	\$3,500.00	\$291.00	\$0.00	\$189.88	\$873.00	\$0.00	\$189.88
Equipment Purchases-Special Events	\$24,000.00	\$667.00	\$0.00	\$0.00	\$2,001.00	\$0.00	\$4,953.55
Event Supplies-Special Events	\$61,680.00	\$4,664.00	\$0.00	\$3,823.77	\$6,492.00	\$0.00	\$4,322.18
Food/Catering-Special Events	\$277,338.00	\$22,107.00	\$0.00	\$8,522.77	\$64,321.00	\$0.00	\$17,404.38
Member Premiums-Special Events	\$0.00	\$0.00	\$0.00	\$0.00	\$0.00	\$0.00	\$0.00
Mileage-Toll-Parking-Special Events	\$1,299.00	\$91.00	\$0.00	\$0.00	\$273.00	\$0.00	\$32.54
Misc. Specialized Services-Special Events	\$0.00	\$0.00	\$0.00	\$0.00	\$0.00	\$0.00	\$0.00
Miscellaneous-Special Events	\$0.00	\$0.00	\$0.00	\$0.00	\$0.00	\$0.00	\$0.00
Office Furniture-Special Events	\$500.00	\$42.00	\$0.00	\$0.00	\$126.00	\$0.00	\$0.00
Office Supplies-Special Events	\$3,998.00	\$332.00	\$0.00	\$0.00	\$996.00	\$0.00	\$0.00
Postage-Special Events	\$22,745.00	\$3,908.00	\$0.00	\$3,080.90	\$3,924.00	\$0.00	\$5,176.00
Printing-Special Events	\$45,700.00	\$6,050.00	\$0.00	\$6,726.86	\$6,750.00	\$0.00	\$7,528.03
Employee Relations-Special Events	\$0.00	\$0.00	\$0.00	\$0.00	\$0.00	\$0.00	\$0.00
Repairs and Replacements-Special Event	\$1,900.00	\$125.00	\$0.00	\$0.00	\$375.00	\$0.00	\$0.00
Returned Checks From Patrons-Special E	\$0.00	\$0.00	\$0.00	\$0.00	\$0.00	\$0.00	\$0.00
Security Services-Special Events	\$18,050.00	\$933.00	\$0.00	\$300.00	\$1,599.00	\$0.00	\$355.00
Signage-Special Events	\$250.00	\$0.00	\$0.00	\$766.62	\$0.00	\$0.00	\$766.62
Staff Development-Conf/Travel-Special E	\$5,000.00	\$0.00	\$0.00	\$60.00	\$0.00	\$0.00	\$210.00
Staff Development-Training-Special Ever	\$0.00	\$0.00	\$0.00	\$0.00	\$0.00	\$0.00	\$0.00
Subscriptions/Publications-Special Event	\$0.00	\$0.00	\$0.00	\$0.00	\$0.00	\$0.00	\$0.00
Supplies-Special Events	\$7,000.00	\$124.00	\$0.00	\$0.00	\$372.00	\$0.00	\$0.00
Recognition Expense-Special Events	\$1,300.00	\$13.00	\$0.00	\$0.00	\$89.00	\$0.00	\$0.00
Sales Tax Expense-Special Events	\$0.00	\$0.00	\$0.00	\$0.00	\$0.00	\$0.00	\$0.00
Telephone-Special Events	\$900.00	\$75.00	\$0.00	\$61.90	\$225.00	\$0.00	\$148.80
Uniforms-Special Events	\$4,558.00	\$2,000.00	\$0.00	\$0.00	\$2,000.00	\$0.00	\$0.00

Fresno's Chaffee Zoo Corporation

Income Statement

March 2019

	2019 Budget	March Budget	March Measure Z	March Actual	YTD Budget	YTD Measure Z	YTD Actual
Vehicle Repair and Maintenance-Special	\$0.00	\$0.00	\$0.00	\$0.00	\$0.00	\$0.00	\$0.00
Volunteer Recognition-Special Events	\$0.00	\$0.00	\$0.00	\$0.00	\$0.00	\$0.00	\$0.00
Recruiting-Special Event	\$0.00	\$0.00	\$0.00	\$0.00	\$0.00	\$0.00	\$0.00
Total	\$624,234.00	\$53,072.00	\$0.00	\$30,751.97	\$108,486.00	\$0.00	\$51,670.09
Equipment							
Equipment Lease/Rental	\$0.00	\$0.00	\$0.00	\$0.00	\$0.00	\$0.00	\$0.00
Equipment Lease/Rental-Maintenance	\$68,200.00	\$7,000.00	\$0.00	\$5,856.74	\$18,000.00	\$0.00	\$27,619.99
Equipment Lease/Rental-Horticulture	\$8,000.00	\$2,000.00	\$0.00	\$0.00	\$3,500.00	\$0.00	\$0.00
Equipment Lease/Rental-Animal	\$3,300.00	\$650.00	\$0.00	\$816.66	\$1,250.00	\$0.00	\$1,642.01
Equipment Lease/Rental-Marketing	\$0.00	\$0.00	\$0.00	\$0.00	\$0.00	\$0.00	\$0.00
Equipment Lease/Rental-Membership	\$2,300.00	\$191.66	\$0.00	\$805.19	\$574.98	\$0.00	\$1,285.24
Equipment Lease/Rental-Development	\$9,580.00	\$500.00	\$0.00	\$0.00	\$2,020.00	\$0.00	\$491.50
Equipment Lease/Rental-Education	\$1,200.00	\$100.00	\$0.00	\$386.71	\$300.00	\$0.00	\$976.75
Equipment Lease/Rental-Veterinary	\$5,000.00	\$400.00	\$0.00	\$491.67	\$1,300.00	\$0.00	\$1,243.41
Equipment Lease/Rental-Security	\$0.00	\$0.00	\$0.00	\$0.00	\$0.00	\$0.00	\$0.00
Equipment Lease/Rental-Visitor Services	\$2,448.00	\$204.00	\$0.00	\$591.06	\$612.00	\$0.00	\$1,330.61
Equipment Lease/Rental-Administration	\$2,448.00	\$204.00	\$0.00	\$421.87	\$612.00	\$0.00	\$1,681.81
Equipment Lease/Rental-Capital Projects	\$0.00	\$0.00	\$0.00	\$0.00	\$0.00	\$0.00	\$0.00
Equipment Lease/Rental-Operations	\$609.00	\$50.75	\$0.00	\$6.92	\$152.25	\$0.00	\$24.17
Equipment Maintenance	\$0.00	\$0.00	\$0.00	\$0.00	\$0.00	\$0.00	\$0.00
Equipment Maintenance-Maintenance	\$21,300.00	\$3,000.00	\$0.00	\$2,396.06	\$5,800.00	\$0.00	\$2,467.06
Equipment Maintenance-Horticulture	\$3,000.00	\$0.00	\$0.00	\$0.00	\$1,500.00	\$0.00	\$0.00
Equipment Maintenance-Animal	\$3,000.00	\$0.00	\$0.00	\$0.00	\$750.00	\$0.00	\$6.15
Equipment Maintenance-Marketing	\$500.00	\$42.00	\$0.00	\$0.00	\$126.00	\$0.00	\$0.00
Equipment Maintenance-Membership	\$1,800.00	\$150.00	\$0.00	\$0.00	\$450.00	\$0.00	\$273.77
Equipment Maintenance-Development	\$0.00	\$0.00	\$0.00	\$0.00	\$0.00	\$0.00	\$0.00
Equipment Maintenance-Education	\$2,400.00	\$200.00	\$0.00	\$0.00	\$600.00	\$0.00	\$173.57
Equipment Maintenance-Veterinary	\$1,000.00	\$0.00	\$0.00	\$0.00	\$500.00	\$0.00	\$0.00
Equipment Maintenance-Security	\$0.00	\$0.00	\$0.00	\$0.00	\$0.00	\$0.00	\$138.00
Equipment Maintenance-Visitor Services	\$2,004.00	\$167.00	\$0.00	\$0.00	\$501.00	\$0.00	\$120.28

Fresno's Chaffee Zoo Corporation

Income Statement

March 2019

	2019 Budget	March Budget	March Measure Z	March Actual	YTD Budget	YTD Measure Z	YTD Actual
Equipment Maintenance-Administration	\$2,925.00	\$200.00	\$0.00	\$0.00	\$800.00	\$0.00	\$279.80
Equipment Maintenance-Operations	\$135.00	\$0.00	\$0.00	\$0.00	\$0.00	\$0.00	\$6.15
Equipment Purchases	\$0.00	\$0.00	\$0.00	\$0.00	\$0.00	\$0.00	\$0.00
Equipment Purchases-Maintenance	\$0.00	\$0.00	\$0.00	\$0.00	\$0.00	\$0.00	\$0.00
Equipment Purchases-Horticulture	\$0.00	\$0.00	\$0.00	\$1,457.67	\$0.00	\$0.00	\$1,457.67
Equipment Purchases-Animal	\$18,000.00	\$1,500.00	\$0.00	\$1,963.48	\$4,500.00	\$0.00	\$2,554.09
Equipment Purchases-Marketing	\$500.00	\$0.00	\$0.00	\$0.00	\$0.00	\$0.00	\$0.00
Equipment Purchases-Membership	\$0.00	\$0.00	\$0.00	\$0.00	\$0.00	\$0.00	\$0.00
Equipment Purchases-Development	\$0.00	\$0.00	\$0.00	\$0.00	\$0.00	\$0.00	\$0.00
Equipment Purchases-Education	\$3,600.00	\$300.00	\$0.00	\$0.00	\$900.00	\$0.00	\$0.00
Equipment Purchases-Veterinary	\$4,300.00	\$0.00	\$0.00	\$83.79	\$3,700.00	\$0.00	\$500.96
Equipment Purchases-Security	\$0.00	\$0.00	\$0.00	\$0.00	\$0.00	\$0.00	\$182.05
Equipment Purchases-Visitor Services	\$350.00	\$0.00	\$0.00	\$0.00	\$350.00	\$0.00	\$0.00
Equipment Purchases-Administration	\$360.00	\$30.00	\$0.00	\$0.00	\$90.00	\$0.00	\$0.00
Equipment Purchases-Operations	\$0.00	\$0.00	\$0.00	\$0.00	\$0.00	\$0.00	\$0.00
Trailer Rental-General	\$24,000.00	\$2,000.00	\$0.00	\$1,614.17	\$6,000.00	\$0.00	\$5,758.23
Total Equipment	\$192,259.00	\$18,889.41	\$0.00	\$16,891.99	\$54,888.23	\$0.00	\$50,213.27
Fleet							
Fuel Surcharge	\$0.00	\$0.00	\$0.00	\$0.00	\$0.00	\$0.00	\$0.00
Fuel Surcharge-Marketing	\$0.00	\$0.00	\$0.00	\$0.00	\$0.00	\$0.00	\$0.00
Gasoline/Motor Oil/Fuel	\$0.00	\$0.00	\$0.00	\$0.00	\$0.00	\$0.00	\$0.00
Gasoline/Motor Oil/Fuel-Maintenance	\$8,250.00	\$500.00	\$0.00	\$1,562.93	\$1,250.00	\$0.00	\$2,331.94
Gasoline/Motor Oil/Fuel-Horticulture	\$3,550.00	\$200.00	\$0.00	\$0.00	\$900.00	\$0.00	\$0.00
Gasoline/Motor Oil/Fuel-Animal	\$0.00	\$0.00	\$0.00	\$0.00	\$0.00	\$0.00	\$0.00
Gasoline/Motor Oil/Fuel-Education	\$3,996.00	\$333.00	\$0.00	\$205.35	\$999.00	\$0.00	\$205.35
Gasoline/Motor Oil/Fuel-Veterinary	\$0.00	\$0.00	\$0.00	\$0.00	\$0.00	\$0.00	\$0.00
Gasoline/Motor Oil/Fuel-Visitor Services	\$0.00	\$0.00	\$0.00	\$0.00	\$0.00	\$0.00	\$0.00
Vehicle Rental	\$0.00	\$0.00	\$0.00	\$0.00	\$0.00	\$0.00	\$0.00
Vehicle Rental-Maintenance	\$0.00	\$0.00	\$0.00	\$0.00	\$0.00	\$0.00	\$0.00
Vehicle Rental-Development	\$0.00	\$0.00	\$0.00	\$0.00	\$0.00	\$0.00	\$0.00

Fresno's Chaffee Zoo Corporation

Income Statement

March 2019

	2019 Budget	March Budget	March Measure Z	March Actual	YTD Budget	YTD Measure Z	YTD Actual
Vehicle Repair and Maintenance	\$0.00	\$0.00	\$0.00	\$0.00	\$0.00	\$0.00	\$0.00
Vehicle Repair and Maintenance-Mainten	\$2,200.00	\$1,100.00	\$0.00	\$1,477.44	\$1,100.00	\$0.00	\$1,618.30
Vehicle Repair and Maintenance-Horticu	\$0.00	\$0.00	\$0.00	\$0.00	\$0.00	\$0.00	\$0.00
Vehicle Repair and Maintenance-Animal	\$0.00	\$0.00	\$0.00	\$0.00	\$0.00	\$0.00	\$0.00
Vehicle Repair and Maintenance-Market	\$0.00	\$0.00	\$0.00	\$0.00	\$0.00	\$0.00	\$0.00
Vehicle Repair and Maintenance-Develo	\$0.00	\$0.00	\$0.00	\$0.00	\$0.00	\$0.00	\$0.00
Vehicle Repair and Maintenance-Educati	\$1,200.00	\$100.00	\$0.00	\$0.00	\$300.00	\$0.00	\$0.00
Vehicle Repair and Maintenance-Veterin	\$0.00	\$0.00	\$0.00	\$0.00	\$0.00	\$0.00	\$0.00
Vehicle Repair and Maintenance-Security	\$1,500.00	\$0.00	\$0.00	\$0.00	\$0.00	\$0.00	\$0.00
Vehicle Repair and Maintenance-Admini	\$0.00	\$0.00	\$0.00	\$0.00	\$0.00	\$0.00	\$0.00
Vehicle License & Registration	\$0.00	\$0.00	\$0.00	\$0.00	\$0.00	\$0.00	\$0.00
Vehicle License & Registration-Maintena	\$2,550.00	\$150.00	\$0.00	\$0.00	\$450.00	\$0.00	\$564.00
Vehicle	\$0.00	\$0.00	\$0.00	\$0.00	\$0.00	\$0.00	\$0.00
Total Fleet	\$23,246.00	\$2,383.00	\$0.00	\$3,245.72	\$4,999.00	\$0.00	\$4,719.59
Food/Catering							
Food/Catering	\$600.00	\$50.00	\$0.00	\$0.00	\$150.00	\$0.00	\$0.00
Food/Catering-Maintenance	\$0.00	\$0.00	\$0.00	\$0.00	\$0.00	\$0.00	\$0.00
Food/Catering-Horticulture	\$0.00	\$0.00	\$0.00	\$0.00	\$0.00	\$0.00	\$0.00
Food/Catering-Animal	\$0.00	\$0.00	\$0.00	\$0.00	\$0.00	\$0.00	\$0.00
Food/Catering-Marketing	\$1,800.00	\$150.00	\$0.00	\$292.08	\$450.00	\$0.00	\$393.08
Food/Catering-Membership	\$0.00	\$0.00	\$0.00	\$0.00	\$0.00	\$0.00	\$0.00
Food/Catering-Development	\$22,000.00	\$750.00	\$0.00	\$0.00	\$2,250.00	\$0.00	\$59.84
Food/Catering-Education	\$6,000.00	\$100.00	\$0.00	\$381.89	\$300.00	\$0.00	\$531.95
Food/Catering-Volunteer	\$3,200.00	\$100.00	\$0.00	\$50.83	\$700.00	\$0.00	\$140.07
Food/Catering-Veterinary	\$240.00	\$20.00	\$0.00	\$0.00	\$60.00	\$0.00	\$39.09
Food/Catering-Visitor Services	\$300.00	\$25.00	\$0.00	\$0.00	\$75.00	\$0.00	\$0.00
Food/Catering-Administration	\$1,000.00	\$83.33	\$0.00	\$166.74	\$249.99	\$0.00	\$411.38
Food/Catering-Human Resources	\$17,775.00	\$125.00	\$0.00	\$0.00	\$450.00	\$0.00	\$0.00
Food/Catering-Capital Projects	\$0.00	\$0.00	\$0.00	\$0.00	\$0.00	\$0.00	\$0.00
Total Food/Catering	\$52,915.00	\$1,403.33	\$0.00	\$891.54	\$4,684.99	\$0.00	\$1,575.41

Fresno's Chaffee Zoo Corporation

Income Statement

March 2019

	2019 Budget	March Budget	March Measure Z	March Actual	YTD Budget	YTD Measure Z	YTD Actual
Insurance							
Insurance-Other	\$0.00	\$0.00	\$0.00	\$0.00	\$0.00	\$0.00	\$0.00
Liability Insurance	\$198,000.00	\$16,500.00	\$0.00	\$19,947.54	\$49,500.00	\$0.00	\$32,558.00
Liability Insurance-Administration	\$0.00	\$0.00	\$0.00	\$0.00	\$0.00	\$0.00	\$0.00
Property Insurance	\$0.00	\$0.00	\$0.00	\$0.00	\$0.00	\$0.00	\$0.00
Property Insurance-Development	\$11,500.00	\$0.00	\$0.00	\$0.00	\$0.00	\$0.00	\$0.00
Total Insurance	\$209,500.00	\$16,500.00	\$0.00	\$19,947.54	\$49,500.00	\$0.00	\$32,558.00
Mileage, Toll, Parking							
Mileage-Toll-Parking	\$0.00	\$0.00	\$0.00	\$0.00	\$0.00	\$0.00	\$0.00
Mileage-Toll-Parking-Maintenance	\$100.00	\$0.00	\$0.00	\$0.00	\$25.00	\$0.00	\$0.00
Mileage-Toll-Parking-Horticulture	\$0.00	\$0.00	\$0.00	\$0.00	\$0.00	\$0.00	\$0.00
Mileage-Toll-Parking-Animal	\$100.00	\$0.00	\$0.00	\$0.00	\$100.00	\$0.00	\$0.00
Mileage-Toll-Parking-Marketing	\$1,200.00	\$100.00	\$0.00	\$36.71	\$300.00	\$0.00	\$36.71
Mileage-Toll-Parking-Membership	\$240.00	\$20.00	\$0.00	\$0.00	\$60.00	\$0.00	\$15.15
Mileage-Toll-Parking-Development	\$600.00	\$50.00	\$0.00	\$0.00	\$150.00	\$0.00	\$0.00
Mileage-Toll-Parking-Education	\$500.00	\$41.66	\$0.00	\$0.00	\$124.98	\$0.00	\$0.00
Mileage-Toll-Parking-Veterinary	\$50.00	\$0.00	\$0.00	\$0.00	\$50.00	\$0.00	\$0.00
Mileage-Toll-Parking-Security	\$0.00	\$0.00	\$0.00	\$0.00	\$0.00	\$0.00	\$0.00
Mileage-Toll-Parking-Administration	\$30.00	\$0.00	\$0.00	\$0.00	\$10.00	\$0.00	\$0.00
Mileage-Toll-Parking-Human Resources	\$0.00	\$0.00	\$0.00	\$0.00	\$0.00	\$0.00	\$0.00
Mileage-Toll-Parking-Operations	\$0.00	\$0.00	\$0.00	\$0.00	\$0.00	\$0.00	\$0.00
Total	\$2,820.00	\$211.66	\$0.00	\$36.71	\$819.98	\$0.00	\$51.86
Miscellaneous Business							
Courier Services	\$0.00	\$0.00	\$0.00	\$0.00	\$0.00	\$0.00	\$0.00
Courier Services-Veterinary	\$300.00	\$0.00	\$0.00	\$0.00	\$100.00	\$0.00	\$0.00
Courier Services-Visitor Services	\$5,800.00	\$850.00	\$0.00	\$308.34	\$1,450.00	\$0.00	\$616.68
Courier Services-Administration	\$0.00	\$0.00	\$0.00	\$0.00	\$0.00	\$0.00	\$0.00
Sales Tax Expense	\$0.00	\$0.00	\$0.00	\$0.00	\$0.00	\$0.00	\$0.00

Fresno's Chaffee Zoo Corporation

Income Statement

March 2019

	2019 Budget	March Budget	March Measure Z	March Actual	YTD Budget	YTD Measure Z	YTD Actual
Sales Tax Expense-Maintenance	\$0.00	\$0.00	\$0.00	\$0.00	\$0.00	\$0.00	\$0.00
Sales Tax Expense-Horticulture	\$0.00	\$0.00	\$0.00	\$0.00	\$0.00	\$0.00	\$0.00
Sales Tax Expense-Animal	\$0.00	\$0.00	\$0.00	\$0.00	\$0.00	\$0.00	\$0.00
Sales Tax Expense-Marketing	\$0.00	\$0.00	\$0.00	\$0.00	\$0.00	\$0.00	\$0.00
Sales Tax Expense-Membership	\$0.00	\$0.00	\$0.00	\$0.00	\$0.00	\$0.00	\$0.00
Sales Tax Expense-Development	\$0.00	\$0.00	\$0.00	\$0.00	\$0.00	\$0.00	\$0.00
Sales Tax Expense-Education	\$0.00	\$0.00	\$0.00	\$0.00	\$0.00	\$0.00	\$0.00
Sales Tax Expense-Volunteer	\$0.00	\$0.00	\$0.00	\$0.00	\$0.00	\$0.00	\$0.00
Sales Tax Expense-Veterinary	\$0.00	\$0.00	\$0.00	\$0.00	\$0.00	\$0.00	\$0.00
Sales Tax Expense-Security	\$0.00	\$0.00	\$0.00	\$0.00	\$0.00	\$0.00	\$0.00
Sales Tax Expense-Visitor Services	\$0.00	\$0.00	\$0.00	\$0.00	\$0.00	\$0.00	\$0.00
Sales Tax Expense-Administration	\$0.00	\$0.00	\$0.00	\$0.00	\$0.00	\$0.00	\$0.00
Trip Expense	\$0.00	\$0.00	\$0.00	\$0.00	\$0.00	\$0.00	\$0.00
Trip Expense-Animal	\$0.00	\$0.00	\$0.00	\$0.00	\$0.00	\$0.00	\$0.00
Trip Expense-Education	\$0.00	\$0.00	\$0.00	\$0.00	\$0.00	\$0.00	\$0.00
Trip Expense-Veterinary	\$0.00	\$0.00	\$0.00	\$0.00	\$0.00	\$0.00	\$0.00
Reference Materials	\$0.00	\$0.00	\$0.00	\$0.00	\$0.00	\$0.00	\$0.00
Reference Materials-Maintenance	\$0.00	\$0.00	\$0.00	\$0.00	\$0.00	\$0.00	\$0.00
Reference Materials-Horticulture	\$0.00	\$0.00	\$0.00	\$0.00	\$0.00	\$0.00	\$0.00
Reference Materials-Animal	\$0.00	\$0.00	\$0.00	\$0.00	\$0.00	\$0.00	\$0.00
Reference Materials-Education	\$1,800.00	\$150.00	\$0.00	\$0.00	\$450.00	\$0.00	\$0.00
Reference Materials-Volunteer	\$0.00	\$0.00	\$0.00	\$0.00	\$0.00	\$0.00	\$0.00
Reference Materials-Veterinary	\$400.00	\$0.00	\$0.00	\$0.00	\$100.00	\$0.00	\$0.00
Reference Materials-Security	\$0.00	\$0.00	\$0.00	\$0.00	\$0.00	\$0.00	\$0.00
Reference Materials-Administration	\$0.00	\$0.00	\$0.00	\$0.00	\$0.00	\$0.00	\$0.00
Reference Materials-Information Techno	\$300.00	\$25.00	\$0.00	\$0.00	\$75.00	\$0.00	\$0.00
Reference Materials-Human Resources	\$200.00	\$0.00	\$0.00	\$0.00	\$0.00	\$0.00	\$0.00
Subscriptions/Publications	\$0.00	\$0.00	\$0.00	\$0.00	\$0.00	\$0.00	\$0.00
Subscriptions/Publications-Maintenance	\$0.00	\$0.00	\$0.00	\$0.00	\$0.00	\$0.00	\$0.00
Subscriptions/Publications-Horticulture	\$0.00	\$0.00	\$0.00	\$0.00	\$0.00	\$0.00	\$0.00
Subscriptions/Publications-Animal	\$200.00	\$0.00	\$0.00	\$0.00	\$200.00	\$0.00	\$0.00

Fresno's Chaffee Zoo Corporation

Income Statement

March 2019

	2019 Budget	March Budget	March Measure Z	March Actual	YTD Budget	YTD Measure Z	YTD Actual
Subscriptions/Publications-Marketing	\$100.00	\$0.00	\$0.00	\$0.00	\$25.00	\$0.00	\$0.00
Subscriptions/Publications-Development	\$0.00	\$0.00	\$0.00	\$0.00	\$0.00	\$0.00	\$0.00
Subscriptions/Publications-Administratic	\$0.00	\$0.00	\$0.00	\$0.00	\$0.00	\$0.00	\$0.00
Subscriptions/Publications-Human Resoi	\$0.00	\$0.00	\$0.00	\$0.00	\$0.00	\$0.00	\$0.00
Director Discretionary	\$9,000.00	\$750.00	\$0.00	\$1,146.69	\$2,250.00	\$0.00	\$1,146.69
Director Discretionary-Animal	\$0.00	\$0.00	\$0.00	\$0.00	\$0.00	\$0.00	\$0.00
Director Discretionary-Marketing	\$0.00	\$0.00	\$0.00	\$0.00	\$0.00	\$0.00	\$0.00
Director Discretionary-Administration	\$0.00	\$0.00	\$0.00	\$0.00	\$0.00	\$0.00	\$0.00
Employee Relations	\$0.00	\$0.00	\$0.00	\$0.00	\$0.00	\$0.00	\$0.00
Employee Relations-Animal	\$0.00	\$0.00	\$0.00	\$0.00	\$0.00	\$0.00	\$0.00
Employee Relations-Development	\$0.00	\$0.00	\$0.00	\$0.00	\$0.00	\$0.00	\$0.00
Employee Relations-Education	\$0.00	\$0.00	\$0.00	\$0.00	\$0.00	\$0.00	\$0.00
Employee Relations-Security	\$0.00	\$0.00	\$0.00	\$0.00	\$0.00	\$0.00	\$0.00
Employee Relations-Administration	\$0.00	\$0.00	\$0.00	\$0.00	\$0.00	\$0.00	\$0.00
Research	\$0.00	\$0.00	\$0.00	\$0.00	\$0.00	\$0.00	\$0.00
Research-Animal	\$0.00	\$0.00	\$0.00	\$0.00	\$0.00	\$0.00	\$0.00
Total Miscellaneous Business	\$18,100.00	\$1,775.00	\$0.00	\$1,455.03	\$4,650.00	\$0.00	\$1,763.37
Office Supplies							
Office Furniture	\$0.00	\$0.00	\$0.00	\$0.00	\$0.00	\$0.00	\$0.00
Office Furniture-Maintenance	\$0.00	\$0.00	\$0.00	\$0.00	\$0.00	\$0.00	\$0.00
Office Furniture-Horticulture	\$0.00	\$0.00	\$0.00	\$0.00	\$0.00	\$0.00	\$0.00
Office Furniture-Animals	\$2,000.00	\$800.00	\$0.00	\$0.00	\$800.00	\$0.00	\$0.00
Office Furniture-Marketing	\$500.00	\$0.00	\$0.00	\$161.95	\$0.00	\$0.00	\$161.95
Office Furniture-Membership	\$0.00	\$0.00	\$0.00	\$0.00	\$0.00	\$0.00	\$0.00
Office Furniture-Education	\$1,200.00	\$0.00	\$0.00	\$0.00	\$500.00	\$0.00	\$0.00
Office Furniture-Veterinary	\$1,000.00	\$60.00	\$0.00	\$0.00	\$420.00	\$0.00	\$0.00
Office Furniture-Security	\$0.00	\$0.00	\$0.00	\$0.00	\$0.00	\$0.00	\$0.00
Office Furniture-Visitor Services	\$1,000.00	\$0.00	\$0.00	\$0.00	\$1,000.00	\$0.00	\$0.00
Office Furniture-Administration	\$0.00	\$0.00	\$0.00	\$0.00	\$0.00	\$0.00	\$658.36
Office Furniture-Human Resources	\$0.00	\$0.00	\$0.00	\$0.00	\$0.00	\$0.00	\$0.00

Fresno's Chaffee Zoo Corporation

Income Statement

March 2019

	2019 Budget	March Budget	March Measure Z	March Actual	YTD Budget	YTD Measure Z	YTD Actual
Office Furniture-Capital Projects	\$0.00	\$0.00	\$0.00	\$0.00	\$0.00	\$0.00	\$0.00
Office Furniture-Operations	\$0.00	\$0.00	\$0.00	\$0.00	\$0.00	\$0.00	\$0.00
Office Supplies	\$0.00	\$0.00	\$0.00	\$0.00	\$0.00	\$0.00	\$0.00
Office Supplies-Maintenance	\$480.00	\$40.00	\$0.00	\$34.98	\$120.00	\$0.00	\$201.16
Office Supplies-Horticulture	\$150.00	\$0.00	\$0.00	\$0.00	\$50.00	\$0.00	\$0.00
Office Supplies-Animal	\$1,200.00	\$100.00	\$0.00	\$123.87	\$300.00	\$0.00	\$123.87
Office Supplies-Marketing	\$600.00	\$50.00	\$0.00	\$0.00	\$150.00	\$0.00	\$0.00
Office Supplies-Membership	\$2,400.00	\$200.00	\$0.00	\$131.55	\$600.00	\$0.00	\$134.14
Office Supplies-Development	\$600.00	\$50.00	\$0.00	\$0.00	\$150.00	\$0.00	\$79.43
Office Supplies-Education	\$2,400.00	\$200.00	\$0.00	\$0.00	\$600.00	\$0.00	\$59.39
Office Supplies-Volunteer	\$0.00	\$0.00	\$0.00	\$0.00	\$0.00	\$0.00	\$0.00
Office Supplies-Veterinary	\$750.00	\$50.00	\$0.00	\$47.16	\$200.00	\$0.00	\$228.59
Office Supplies-Security	\$0.00	\$0.00	\$0.00	\$0.00	\$0.00	\$0.00	\$0.00
Office Supplies-Visitor Services	\$1,200.00	\$100.00	\$0.00	\$128.90	\$300.00	\$0.00	\$196.46
Office Supplies-Administration	\$3,700.00	\$250.00	\$0.00	\$705.58	\$1,100.00	\$0.00	\$1,350.08
Office Supplies-Human Resources	\$0.00	\$0.00	\$0.00	\$14.88	\$0.00	\$0.00	\$48.58
Office Supplies-Capital Projects	\$0.00	\$0.00	\$0.00	\$0.00	\$0.00	\$0.00	\$0.00
Office Supplies-Operations	\$250.00	\$0.00	\$0.00	\$37.55	\$0.00	\$0.00	\$37.55
Total Office Supplies	\$19,430.00	\$1,900.00	\$0.00	\$1,386.42	\$6,290.00	\$0.00	\$3,279.56

Postage

Postage	\$0.00	\$0.00	\$0.00	\$0.00	\$0.00	\$0.00	\$0.00
Postage-Maintenance	\$0.00	\$0.00	\$0.00	\$0.00	\$0.00	\$0.00	\$0.00
Postage-Animal	\$300.00	\$25.00	\$0.00	\$76.35	\$75.00	\$0.00	(\$55.47)
Postage-Marketing	\$3,000.00	\$250.00	\$0.00	\$396.54	\$750.00	\$0.00	\$396.54
Postage-Membership	\$36,845.00	\$4,860.00	\$0.00	\$601.12	\$9,855.00	\$0.00	\$4,832.56
Postage-Development	\$6,100.00	\$50.00	\$0.00	\$81.35	\$2,650.00	\$0.00	\$3,032.37
Postage-Education	\$500.00	\$41.66	\$0.00	\$0.00	\$124.98	\$0.00	\$0.00
Postage-Volunteer	\$300.00	\$25.00	\$0.00	\$0.00	\$75.00	\$0.00	\$6.70
Postage-Veterinary	\$8,000.00	\$666.67	\$0.00	\$529.18	\$1,999.97	\$0.00	\$1,315.38
Postage-Security	\$0.00	\$0.00	\$0.00	\$0.00	\$0.00	\$0.00	\$0.00

Fresno's Chaffee Zoo Corporation

Income Statement

March 2019

	2019 Budget	March Budget	March Measure Z	March Actual	YTD Budget	YTD Measure Z	YTD Actual
Postage-Visitor Services	\$0.00	\$0.00	\$0.00	\$0.00	\$0.00	\$0.00	\$0.00
Postage-Administration	\$2,620.00	\$275.00	\$0.00	\$51.44	\$525.00	\$0.00	\$360.34
Postage-Human Resources	\$0.00	\$0.00	\$0.00	\$0.00	\$0.00	\$0.00	\$0.00
Postage-Capital Projects	\$0.00	\$0.00	\$0.00	\$0.00	\$0.00	\$0.00	\$0.00
Total Postage	\$57,665.00	\$6,193.33	\$0.00	\$1,735.98	\$16,054.95	\$0.00	\$9,888.42
Printing							
Newsletter Expense	\$0.00	\$0.00	\$0.00	\$0.00	\$0.00	\$0.00	\$0.00
Newsletter Expense-Membership	\$64,000.00	\$0.00	\$0.00	\$14,828.20	\$16,000.00	\$0.00	\$14,828.20
Newsletter Expense-Development	\$0.00	\$0.00	\$0.00	\$0.00	\$0.00	\$0.00	\$0.00
Printing	\$0.00	\$0.00	\$0.00	\$0.00	\$0.00	\$0.00	\$0.00
Printing-Maintenance	\$750.00	\$250.00	\$0.00	\$0.00	\$250.00	\$0.00	\$0.00
Printing-Horticulture	\$0.00	\$0.00	\$0.00	\$0.00	\$0.00	\$0.00	\$0.00
Printing-Animal	\$100.00	\$0.00	\$0.00	\$0.00	\$0.00	\$0.00	\$17.28
Printing-Marketing	\$31,000.00	\$2,500.00	\$0.00	\$37.79	\$7,500.00	\$0.00	\$55.07
Printing-Membership	\$46,000.00	\$8,400.00	\$0.00	\$2,238.33	\$17,100.00	\$0.00	\$2,589.25
Printing-Development	\$7,700.00	\$0.00	\$0.00	\$533.28	\$3,200.00	\$0.00	\$2,806.28
Printing-Education	\$700.00	\$50.00	\$0.00	\$0.00	\$200.00	\$0.00	\$51.82
Printing-Volunteer	\$300.00	\$25.00	\$0.00	\$0.00	\$75.00	\$0.00	\$0.00
Printing-Veterinary	\$0.00	\$0.00	\$0.00	\$0.00	\$0.00	\$0.00	\$0.00
Printing-Security	\$0.00	\$0.00	\$0.00	\$0.00	\$0.00	\$0.00	\$0.00
Printing-Visitor Services	\$76,020.00	\$0.00	\$0.00	\$0.00	\$26,020.00	\$0.00	\$2,502.25
Printing-Administration	\$3,375.00	\$0.00	\$0.00	\$0.00	\$1,500.00	\$0.00	\$51.82
Printing-Human Resources	\$35.00	\$0.00	\$0.00	\$0.00	\$35.00	\$0.00	\$17.28
Printing-Capital Projects	\$0.00	\$0.00	\$0.00	\$0.00	\$0.00	\$0.00	\$0.00
Printing-Operations	\$25.00	\$0.00	\$0.00	\$0.00	\$0.00	\$0.00	\$34.55
Total Printing	\$230,005.00	\$11,225.00	\$0.00	\$17,637.60	\$71,880.00	\$0.00	\$22,953.80
Professional Services							
Legal and Audit	\$83,000.00	\$9,000.00	\$0.00	\$11,733.00	\$18,000.00	\$0.00	\$19,115.70
Legal and Audit-Administration	\$0.00	\$0.00	\$0.00	\$0.00	\$0.00	\$0.00	\$0.00

Fresno's Chaffee Zoo Corporation

Income Statement

March 2019

	2019 Budget	March Budget	March Measure Z	March Actual	YTD Budget	YTD Measure Z	YTD Actual
Legal and Audit-Human Resources	\$15,400.00	\$500.00	\$0.00	\$0.00	\$1,500.00	\$0.00	\$338.80
Legal and Audit-Capital Projects	\$0.00	\$0.00	\$0.00	\$0.00	\$0.00	\$0.00	\$0.00
Lab Work	\$0.00	\$0.00	\$0.00	\$0.00	\$0.00	\$0.00	\$0.00
Lab Work-Veterinary	\$0.00	\$0.00	\$0.00	\$16,455.20	\$0.00	\$0.00	\$25,891.14
Payroll Service	\$0.00	\$0.00	\$0.00	\$0.00	\$0.00	\$0.00	\$0.00
Payroll Service-Administration	\$0.00	\$0.00	\$0.00	\$0.00	\$0.00	\$0.00	\$0.00
Payroll Service-Human Resource	\$0.00	\$0.00	\$0.00	\$3,743.81	\$0.00	\$0.00	\$11,491.14
Pest Control Services	\$0.00	\$0.00	\$0.00	\$0.00	\$0.00	\$0.00	\$0.00
Pest Control Services-Maintenance	\$0.00	\$0.00	\$0.00	\$4,025.00	\$0.00	\$0.00	\$12,075.00
Pest Control Services-Animal	\$0.00	\$0.00	\$0.00	\$0.00	\$0.00	\$0.00	\$0.00
Professional Services	\$0.00	\$0.00	\$0.00	\$0.00	\$0.00	\$0.00	\$0.00
Total Professional Services	\$98,400.00	\$9,500.00	\$0.00	\$35,957.01	\$19,500.00	\$0.00	\$68,911.78
Recruiting							
Staff Recruitment Expense	\$0.00	\$0.00	\$0.00	\$0.00	\$0.00	\$0.00	\$0.00
Staff Recruitment Expense-Horticulture	\$0.00	\$0.00	\$0.00	\$0.00	\$0.00	\$0.00	\$0.00
Staff Recruitment Expense-Veterinary	\$0.00	\$0.00	\$0.00	\$0.00	\$0.00	\$0.00	\$0.00
Staff Recruitment Expense-Administratio	\$0.00	\$0.00	\$0.00	\$0.00	\$0.00	\$0.00	\$0.00
Recruiting	\$0.00	\$0.00	\$0.00	\$0.00	\$0.00	\$0.00	\$0.00
Recruiting-Maintenance	\$0.00	\$0.00	\$0.00	\$0.00	\$0.00	\$0.00	\$0.00
Recruiting-Horticulture	\$0.00	\$0.00	\$0.00	\$0.00	\$0.00	\$0.00	\$0.00
Recruiting-Animal	\$0.00	\$0.00	\$0.00	\$0.00	\$0.00	\$0.00	\$0.00
Recruiting-Marketing	\$0.00	\$0.00	\$0.00	\$0.00	\$0.00	\$0.00	\$0.00
Recruiting-Education	\$0.00	\$0.00	\$0.00	\$0.00	\$0.00	\$0.00	\$0.00
Recruiting-Veterinary	\$0.00	\$0.00	\$0.00	\$0.00	\$0.00	\$0.00	\$0.00
Recruiting-Security	\$0.00	\$0.00	\$0.00	\$0.00	\$0.00	\$0.00	\$0.00
Recruiting-Administration	\$0.00	\$0.00	\$0.00	\$0.00	\$0.00	\$0.00	\$0.00
Recruiting-Human Resources	\$36,755.00	\$4,730.00	\$0.00	\$2,101.00	\$10,185.00	\$0.00	\$3,738.59
Total	\$36,755.00	\$4,730.00	\$0.00	\$2,101.00	\$10,185.00	\$0.00	\$3,738.59

Recognition

Fresno's Chaffee Zoo Corporation

Income Statement

March 2019

	2019 Budget	March Budget	March Measure Z	March Actual	YTD Budget	YTD Measure Z	YTD Actual
Recognition Expense	\$0.00	\$0.00	\$0.00	\$0.00	\$0.00	\$0.00	\$0.00
Recognition Expense-Marketing	\$0.00	\$0.00	\$0.00	\$0.00	\$0.00	\$0.00	\$78.28
Recognition Expense-Development	\$0.00	\$0.00	\$0.00	\$53.99	\$0.00	\$0.00	\$53.99
Recognition Expense-Education	\$0.00	\$0.00	\$0.00	\$0.00	\$0.00	\$0.00	\$0.00
Recognition Expense-Volunteer	\$1,500.00	\$0.00	\$0.00	\$0.00	\$0.00	\$0.00	\$0.00
Recognition Expense-Administration	\$0.00	\$0.00	\$0.00	\$0.00	\$0.00	\$0.00	\$0.00
Recognition Expense-Human Resources	\$2,160.00	\$155.00	\$0.00	\$30.00	\$465.00	\$0.00	\$260.00
Recognition Expense-Capital Projects	\$0.00	\$0.00	\$0.00	\$0.00	\$0.00	\$0.00	\$0.00
Volunteer Recognition	\$0.00	\$0.00	\$0.00	\$0.00	\$0.00	\$0.00	\$0.00
Volunteer Recognition-Volunteer	\$0.00	\$0.00	\$0.00	\$822.50	\$0.00	\$0.00	\$822.50
Recognition Expense-Res	\$0.00	\$0.00	\$0.00	\$0.00	\$0.00	\$0.00	\$0.00
Total	\$3,660.00	\$155.00	\$0.00	\$906.49	\$465.00	\$0.00	\$1,214.77
Repairs and Replacements							
Building Supplies-Materials	\$0.00	\$0.00	\$0.00	\$0.00	\$0.00	\$0.00	\$0.00
Building Supplies-Materials-Maintenance	\$0.00	\$0.00	\$0.00	\$0.00	\$0.00	\$0.00	\$0.00
Building Supplies-Materials-Horticulture	\$0.00	\$0.00	\$0.00	\$0.00	\$0.00	\$0.00	\$0.00
Building Supplies-Materials-Animal	\$900.00	\$75.00	\$0.00	\$0.00	\$225.00	\$0.00	\$0.00
Building Supplies-Materials-Veterinary	\$0.00	\$0.00	\$0.00	\$0.00	\$0.00	\$0.00	\$0.00
Construction	\$0.00	\$0.00	\$0.00	\$0.00	\$0.00	\$0.00	\$0.00
Construction-Maintenance	\$0.00	\$0.00	\$0.00	\$0.00	\$0.00	\$0.00	\$0.00
Construction-Horticulture	\$0.00	\$0.00	\$0.00	\$0.00	\$0.00	\$0.00	\$0.00
Construction-Animal	\$0.00	\$0.00	\$0.00	\$0.00	\$0.00	\$0.00	\$0.00
Exhibit Renovations	\$0.00	\$0.00	\$0.00	\$0.00	\$0.00	\$0.00	(\$358.00)
• Exhibit Renovations-Animal	\$50,000.00	\$4,000.00	\$0.00	\$0.00	\$12,000.00	\$0.00	\$0.00
Exhibit Maintenance-Animal	\$0.00	\$0.00	\$0.00	\$0.00	\$0.00	\$0.00	\$0.00
Exhibit Maint-Valley Farms-Animals	\$20,000.00	\$10,000.00	\$0.00	\$0.00	\$10,000.00	\$0.00	\$0.00
Improvements	\$0.00	\$0.00	\$0.00	\$0.00	\$0.00	\$0.00	\$0.00
Improvements-Maintenance	\$0.00	\$0.00	\$0.00	\$0.00	\$0.00	\$0.00	\$0.00
Improvements-Horticulture	\$0.00	\$0.00	\$0.00	\$0.00	\$0.00	\$0.00	\$0.00
Improvements-Animal	\$0.00	\$0.00	\$0.00	\$0.00	\$0.00	\$0.00	\$0.00

Fresno's Chaffee Zoo Corporation

Income Statement

March 2019

	2019 Budget	March Budget	March Measure Z	March Actual	YTD Budget	YTD Measure Z	YTD Actual
Improvements-Education	\$0.00	\$0.00	\$0.00	\$0.00	\$0.00	\$0.00	\$0.00
Improvements-Visitor Services	\$0.00	\$0.00	\$0.00	\$0.00	\$0.00	\$0.00	\$0.00
Improvements-Administration	\$0.00	\$0.00	\$0.00	\$0.00	\$0.00	\$0.00	\$0.00
Irrigation Maintenance and Repair	\$0.00	\$0.00	\$0.00	\$0.00	\$0.00	\$0.00	\$0.00
Irrigation Maintenance and Repair-Horticulture	\$5,000.00	\$1,000.00	\$0.00	\$0.00	\$3,000.00	\$0.00	\$3,268.12
Irrigation Maintenance and Repair-Animal	\$0.00	\$0.00	\$0.00	\$0.00	\$0.00	\$0.00	\$0.00
LSS Repairs and Replacements	\$0.00	\$0.00	\$0.00	\$0.00	\$0.00	\$0.00	\$0.00
• LSS Repairs and Replacements-Animals	\$25,000.00	\$2,000.00	\$0.00	\$0.00	\$7,000.00	\$333.64	\$333.64
Purchases-Benches	\$0.00	\$0.00	\$0.00	\$0.00	\$0.00	\$0.00	\$0.00
Purchases-Benches-Development	\$0.00	\$0.00	\$0.00	\$0.00	\$0.00	\$0.00	\$0.00
Permits	\$225.00	\$0.00	\$0.00	\$0.00	\$0.00	\$0.00	\$1,146.00
Permits-Maintenance	\$0.00	\$0.00	\$0.00	\$0.00	\$0.00	\$0.00	\$0.00
Permits-Animal	\$1,950.00	\$1,500.00	\$0.00	\$335.00	\$1,500.00	\$0.00	\$364.69
Permits-Education	\$100.00	\$0.00	\$0.00	\$0.00	\$0.00	\$0.00	\$0.00
Permits-Veterinary	\$30.00	\$0.00	\$0.00	\$160.00	\$10.00	\$0.00	\$180.00
Permits-Security	\$325.00	\$0.00	\$0.00	\$0.00	\$0.00	\$0.00	\$0.00
Permits-Administration	\$500.00	\$0.00	\$0.00	\$0.00	\$500.00	\$0.00	\$637.00
Permits-Operations	\$0.00	\$0.00	\$0.00	\$0.00	\$0.00	\$0.00	\$0.00
Repairs and Replacements	\$0.00	\$0.00	\$0.00	\$0.00	\$0.00	\$0.00	\$0.00
Repairs and Replacements-Maintenance	\$180,000.00	\$20,000.00	\$0.00	\$7,316.62	\$40,000.00	\$0.00	\$21,316.15
Repairs and Replacements-Horticulture	\$5,000.00	\$0.00	\$0.00	\$0.00	\$1,000.00	\$0.00	\$625.48
• Repairs and Replacements-Animal	\$41,000.00	\$4,000.00	\$634.86	\$634.86	\$11,000.00	\$2,467.22	\$2,467.22
Repairs and Replacements-Marketing	\$0.00	\$0.00	\$0.00	\$0.00	\$0.00	\$0.00	\$0.00
Repairs and Replacements-Development	\$0.00	\$0.00	\$0.00	\$0.00	\$0.00	\$0.00	\$0.00
Repairs and Replacements-Education	\$1,800.00	\$150.00	\$0.00	\$0.00	\$450.00	\$0.00	\$0.00
Repairs and Replacements-Veterinary	\$4,800.00	\$375.00	\$0.00	\$0.00	\$1,225.00	\$0.00	\$0.00
Repairs and Replacements-Security	\$4,750.00	\$0.00	\$0.00	\$1,115.57	\$0.00	\$0.00	\$1,321.14
Repairs and Replacements-Visitor Services	\$3,000.00	\$250.00	\$0.00	\$0.00	\$750.00	\$0.00	\$0.00
Repairs and Replacements-Administrative	\$300.00	\$25.00	\$0.00	\$0.00	\$75.00	\$0.00	\$0.00
Repairs and Replacements-Operations	\$0.00	\$0.00	\$0.00	\$0.00	\$0.00	\$0.00	\$0.00
Structural Repairs	\$0.00	\$0.00	\$0.00	\$0.00	\$0.00	\$0.00	\$0.00

Fresno's Chaffee Zoo Corporation

Income Statement

March 2019

	2019 Budget	March Budget	March Measure Z	March Actual	YTD Budget	YTD Measure Z	YTD Actual
Structural Repairs-Education	\$0.00	\$0.00	\$0.00	\$0.00	\$0.00	\$0.00	\$0.00
Purchases-Benches-Res	\$0.00	\$0.00	\$0.00	\$0.00	\$0.00	\$0.00	\$0.00
Repairs and Replacements-Capital Projects	\$0.00	\$0.00	\$0.00	\$0.00	\$0.00	\$0.00	\$0.00
Total Repairs and Replacements	\$344,680.00	\$43,375.00	\$634.86	\$9,562.05	\$88,735.00	\$2,800.86	\$31,301.44
Service/Bank/Credit Card Fees							
Bank Charges	\$66,000.00	\$5,500.00	\$0.00	\$0.00	\$16,500.00	\$0.00	\$12,772.63
Bank Charges-Maintenance	\$0.00	\$0.00	\$0.00	\$15.80	\$0.00	\$0.00	\$47.40
Bank Charges-Horticulture	\$0.00	\$0.00	\$0.00	\$0.00	\$0.00	\$0.00	\$0.00
Bank Charges-Animal	\$0.00	\$0.00	\$0.00	\$39.50	\$0.00	\$0.00	\$134.30
Bank Charges-Marketing	\$48.00	\$4.00	\$0.00	\$0.00	\$12.00	\$0.00	\$0.00
Bank Charges-Membership	\$48.00	\$4.00	\$0.00	\$0.00	\$12.00	\$0.00	\$0.00
Bank Charges-Development	\$48.00	\$4.00	\$0.00	\$3.95	\$12.00	\$0.00	\$11.85
Bank Charges-Education	\$48.00	\$4.00	\$0.00	\$7.90	\$12.00	\$0.00	\$23.70
Bank Charges-Veterinary	\$88.00	\$8.00	\$0.00	\$3.95	\$16.00	\$0.00	\$11.85
Bank Charges-Security	\$0.00	\$0.00	\$0.00	\$0.00	\$0.00	\$0.00	\$0.00
Bank Charges-Visitor Services	\$48.00	\$4.00	\$0.00	\$0.00	\$12.00	\$0.00	\$0.00
Bank Charges-Administration	\$8,520.00	\$710.00	\$0.00	\$255.05	\$2,130.00	\$0.00	\$512.64
Bank Charges	\$0.00	\$0.00	\$0.00	\$3.95	\$0.00	\$0.00	\$3.95
Bank Charges-Operations	\$0.00	\$0.00	\$0.00	\$3.95	\$0.00	\$0.00	\$11.85
Credit Card Fees	\$0.00	\$0.00	\$0.00	\$0.00	\$0.00	\$0.00	\$0.00
Credit Card Fees-Maintenance	\$0.00	\$0.00	\$0.00	\$0.00	\$0.00	\$0.00	\$0.00
Credit Card Fees-Animal	\$0.00	\$0.00	\$0.00	\$0.00	\$0.00	\$0.00	\$0.00
Credit Card Fees-Membership	\$2,100.00	\$50.00	\$0.00	\$24.95	\$425.00	\$0.00	\$74.85
Credit Card Fees-Development	\$11,500.00	\$0.00	\$0.00	\$0.00	\$0.00	\$0.00	\$0.00
Credit Card Fees-Education	\$2,000.00	\$166.66	\$0.00	\$0.00	\$499.98	\$0.00	\$0.00
Credit Card Fees-Veterinary	\$0.00	\$0.00	\$0.00	\$0.00	\$0.00	\$0.00	\$0.00
Credit Card Fees-Visitor Services	\$136,000.00	\$12,000.00	\$0.00	\$5,412.78	\$32,000.00	\$0.00	\$25,384.99
Credit Card Fees-Administration	\$0.00	\$0.00	\$0.00	\$0.00	\$0.00	\$0.00	\$0.00
Credit Card Chargebacks	\$0.00	\$0.00	\$0.00	\$0.00	\$0.00	\$0.00	\$0.00
Interest Expense	\$14,000.00	\$3,000.00	\$0.00	\$4,019.31	\$10,000.00	\$0.00	\$7,131.21

Fresno's Chaffee Zoo Corporation

Income Statement

March 2019

	2019 Budget	March Budget	March Measure Z	March Actual	YTD Budget	YTD Measure Z	YTD Actual
Returned Checks From Patrons	\$0.00	\$0.00	\$0.00	\$0.00	\$0.00	\$0.00	\$0.00
Returned Checks From Patrons-Member	\$0.00	\$0.00	\$0.00	\$0.00	\$0.00	\$0.00	\$0.00
Bank Charges-Res	\$0.00	\$0.00	\$0.00	\$0.00	\$0.00	\$0.00	\$0.00
Total Service/Bank/Credit Card Fees	\$240,448.00	\$21,454.66	\$0.00	\$9,791.09	\$61,630.98	\$0.00	\$46,121.22
Signage							
Signage	\$0.00	\$0.00	\$0.00	\$0.00	\$0.00	\$0.00	\$0.00
Signage-Maintenance	\$0.00	\$0.00	\$0.00	\$0.00	\$0.00	\$0.00	\$0.00
Signage-Horticulture	\$0.00	\$0.00	\$0.00	\$0.00	\$0.00	\$0.00	\$0.00
Signage - Animal	\$0.00	\$0.00	\$0.00	\$0.00	\$0.00	\$0.00	\$0.00
Signage-Marketing	\$0.00	\$0.00	\$0.00	\$75.00	\$0.00	\$0.00	\$255.98
Signage-Membership	\$0.00	\$0.00	\$0.00	\$0.00	\$0.00	\$0.00	\$0.00
Signage-Development	\$0.00	\$0.00	\$0.00	\$0.00	\$0.00	\$0.00	\$0.00
Signage-Education	\$6,000.00	\$500.00	\$0.00	\$1,911.80	\$1,500.00	\$0.00	\$1,911.80
Signage-Veterinary	\$0.00	\$0.00	\$0.00	\$0.00	\$0.00	\$0.00	\$0.00
Signage-Security	\$0.00	\$0.00	\$0.00	\$0.00	\$0.00	\$0.00	\$0.00
Signage-Visitor Services	\$6,000.00	\$500.00	\$0.00	\$570.52	\$1,500.00	\$0.00	\$1,550.93
Signage-Administration	\$0.00	\$0.00	\$0.00	\$0.00	\$0.00	\$0.00	\$0.00
Signage-Human Resources	\$0.00	\$0.00	\$0.00	\$0.00	\$0.00	\$0.00	\$0.00
Signage-Capital Projects	\$0.00	\$0.00	\$0.00	\$0.00	\$0.00	\$0.00	\$0.00
Total Signage	\$12,000.00	\$1,000.00	\$0.00	\$2,557.32	\$3,000.00	\$0.00	\$3,718.71
Specialized Services							
Misc. Specialized Services	\$0.00	\$0.00	\$0.00	\$0.00	\$0.00	\$0.00	\$0.00
Misc. Specialized Services-Maintenance	\$0.00	\$0.00	\$0.00	\$0.00	\$0.00	\$0.00	\$5,425.00
Misc. Specialized Services-Horticulture	\$0.00	\$0.00	\$0.00	\$0.00	\$0.00	\$0.00	\$0.00
Misc. Specialized Services-Animal	\$0.00	\$0.00	\$0.00	\$0.00	\$0.00	\$0.00	\$0.00
Misc. Specialized Services-Marketing	\$0.00	\$0.00	\$0.00	\$0.00	\$0.00	\$0.00	\$0.00
Misc. Specialized Services-Memberships	\$0.00	\$0.00	\$0.00	\$0.00	\$0.00	\$0.00	\$0.00
Misc. Specialized Services-Development	\$0.00	\$0.00	\$0.00	\$0.00	\$0.00	\$0.00	\$0.00
Misc. Specialized Services-Education	\$0.00	\$0.00	\$0.00	\$0.00	\$0.00	\$0.00	\$3,500.00

Fresno's Chaffee Zoo Corporation

Income Statement

March 2019

	2019 Budget	March Budget	March Measure Z	March Actual	YTD Budget	YTD Measure Z	YTD Actual
Misc. Specialized Services-Veterinary	\$0.00	\$0.00	\$0.00	\$132.85	\$0.00	\$0.00	\$132.85
Misc. Specialized Services-Security	\$0.00	\$0.00	\$0.00	\$0.00	\$0.00	\$0.00	\$0.00
Misc. Specialized Services-Visitor Service	\$0.00	\$0.00	\$0.00	\$0.00	\$0.00	\$0.00	\$0.00
Misc. Specialized Services-Administration	\$0.00	\$0.00	\$0.00	\$0.00	\$0.00	\$0.00	\$0.00
Misc. Specialized Services-Information Technology	\$0.00	\$0.00	\$0.00	\$0.00	\$0.00	\$0.00	\$0.00
Misc. Specialized Services-Human Resources	\$0.00	\$0.00	\$0.00	\$1,656.00	\$0.00	\$0.00	\$2,007.00
Misc. Specialized Services-Operations	\$0.00	\$0.00	\$0.00	\$0.00	\$0.00	\$0.00	\$0.00
Irrigation Construction (New)	\$0.00	\$0.00	\$0.00	\$0.00	\$0.00	\$0.00	\$0.00
Irrigation Construction (New)-Horticulture	\$0.00	\$0.00	\$0.00	\$0.00	\$0.00	\$0.00	\$0.00
Paver Engraving-Development	\$11,500.00	\$0.00	\$0.00	\$0.00	\$0.00	\$0.00	\$0.00
Total Specialized Services	\$11,500.00	\$0.00	\$0.00	\$1,788.85	\$0.00	\$0.00	\$11,064.85

Staff Development							
Staff Development-Conf/Travel	\$15,840.00	\$1,275.00	\$0.00	\$3,070.37	\$7,585.00	\$0.00	\$4,081.97
Staff Development-Conf/Travel-Maintenance	\$1,700.00	\$0.00	\$0.00	\$0.00	\$100.00	\$0.00	\$0.00
Staff Development-Conf/Travel-Horticulture	\$2,300.00	\$0.00	\$0.00	\$0.00	\$0.00	\$0.00	\$0.00
Staff Development-Conf/Travel-Animal	\$21,000.00	\$5,500.00	\$0.00	\$3,512.44	\$5,500.00	\$0.00	\$4,842.80
Staff Development-Conf/Travel-Marketing	\$0.00	\$0.00	\$0.00	\$0.00	\$0.00	\$0.00	\$50.00
Staff Development-Conf/Travel-Member	\$0.00	\$0.00	\$0.00	\$0.00	\$0.00	\$0.00	\$50.00
Staff Development-Conf/Travel-Development	\$0.00	\$0.00	\$0.00	\$0.00	\$0.00	\$0.00	\$50.00
Staff Development-Conf/Travel-Education	\$7,080.00	\$1,450.00	\$0.00	\$0.00	\$2,100.00	\$0.00	\$0.00
Staff Development-Conf/Travel-Volunteer	\$500.00	\$0.00	\$0.00	\$0.00	\$0.00	\$0.00	\$0.00
Staff Development-Conf/Travel-Veterinary	\$6,000.00	\$0.00	\$0.00	\$0.00	\$0.00	\$0.00	\$0.00
Staff Development-Conf/Travel-Security	\$2,550.00	\$0.00	\$0.00	\$0.00	\$1,100.00	\$0.00	\$0.00
Staff Development-Conf/Travel-Visitor Services	\$0.00	\$0.00	\$0.00	\$0.00	\$0.00	\$0.00	\$0.00
Staff Development-Conf/Travel-Admin	\$0.00	\$0.00	\$0.00	\$0.00	\$0.00	\$0.00	\$1,829.33
Staff Development-Conf/Travel-Information	\$2,125.00	\$1,275.00	\$0.00	\$0.00	\$2,125.00	\$0.00	\$347.96
Staff Development-Conf/Travel-Human Resources	\$2,400.00	\$0.00	\$0.00	\$1,399.80	\$0.00	\$0.00	\$1,399.80
Staff Development-Conf/Travel-Operations	\$6,800.00	\$3,000.00	\$0.00	\$0.00	\$3,000.00	\$0.00	\$0.00
Staff Development-Training	\$0.00	\$0.00	\$0.00	\$0.00	\$0.00	\$0.00	\$0.00
Staff Development-Training-Maintenance	\$500.00	\$150.00	\$0.00	\$0.00	\$150.00	\$0.00	\$0.00

Fresno's Chaffee Zoo Corporation

Income Statement

March 2019

	2019 Budget	March Budget	March Measure Z	March Actual	YTD Budget	YTD Measure Z	YTD Actual
Staff Development-Training-Horticulture	\$750.00	\$750.00	\$0.00	\$0.00	\$750.00	\$0.00	\$0.00
Staff Development-Training-Animal	\$3,000.00	\$0.00	\$0.00	\$0.00	\$500.00	\$0.00	\$0.00
Staff Development-Training-Marketing	\$0.00	\$0.00	\$0.00	\$69.00	\$0.00	\$0.00	\$138.00
Staff Development-Training-Membership	\$700.00	\$0.00	\$0.00	\$0.00	\$0.00	\$0.00	\$0.00
Staff Development-Training-Development	\$0.00	\$0.00	\$0.00	\$0.00	\$0.00	\$0.00	\$0.00
Staff Development-Training-Education	\$1,000.00	\$500.00	\$0.00	\$0.00	\$500.00	\$0.00	\$138.00
Staff Development-Training-Volunteer	\$0.00	\$0.00	\$0.00	\$0.00	\$0.00	\$0.00	\$0.00
Staff Development-Training-Veterinary	\$0.00	\$0.00	\$0.00	\$0.00	\$0.00	\$0.00	\$0.00
Staff Development-Training-Security	\$3,000.00	\$750.00	\$0.00	\$0.00	\$750.00	\$0.00	\$0.00
Staff Development-Training-Visitor Services	\$0.00	\$0.00	\$0.00	\$48.60	\$0.00	\$0.00	\$117.60
Staff Development-Training-Administrative	\$1,200.00	\$300.00	\$0.00	\$0.00	\$300.00	\$0.00	\$0.00
Staff Development-Training-Information	\$500.00	\$0.00	\$0.00	\$0.00	\$0.00	\$0.00	\$0.00
Staff Development-Training-Human Resources	\$4,300.00	\$50.00	\$0.00	\$0.00	\$150.00	\$0.00	\$50.00
Staff Development-Training-Finance	\$0.00	\$0.00	\$0.00	\$0.00	\$0.00	\$0.00	\$0.00
Staff Development-Training-Operations	\$1,000.00	\$0.00	\$0.00	\$0.00	\$0.00	\$0.00	\$0.00
Total Staff Development	\$84,245.00	\$15,000.00	\$0.00	\$8,100.21	\$24,610.00	\$0.00	\$13,095.46
Supplies							
Bedding Materials	\$0.00	\$0.00	\$0.00	\$0.00	\$0.00	\$0.00	\$0.00
Conservation Wine	\$0.00	\$0.00	\$0.00	\$0.00	\$0.00	\$0.00	\$0.00
Conservation Wine-Development	\$0.00	\$0.00	\$0.00	\$0.00	\$0.00	\$0.00	\$0.00
Cleaning-Janitorial Supplies	\$0.00	\$0.00	\$0.00	\$0.00	\$0.00	\$0.00	\$0.00
Cleaning-Janitorial Supplies-Maintenance	\$72,000.00	\$6,000.00	\$0.00	\$11,532.18	\$18,000.00	\$0.00	\$22,018.43
Cleaning-Janitorial Supplies-Horticulture	\$0.00	\$0.00	\$0.00	\$0.00	\$0.00	\$0.00	\$0.00
Cleaning-Janitorial Supplies-Animal	\$0.00	\$0.00	\$0.00	\$0.00	\$0.00	\$0.00	\$0.00
Cleaning-Janitorial Supplies-Education	\$0.00	\$0.00	\$0.00	\$0.00	\$0.00	\$0.00	\$0.00
Cleaning-Janitorial Supplies-Veterinary	\$0.00	\$0.00	\$0.00	\$0.00	\$0.00	\$0.00	\$0.00
Cleaning-Janitorial Supplies-Visitor Services	\$0.00	\$0.00	\$0.00	\$0.00	\$0.00	\$0.00	\$0.00
Display and Exhibit supplies	\$0.00	\$0.00	\$0.00	\$168.44	\$0.00	\$0.00	\$168.44
Display and Exhibit Supplies-Animal	\$40,000.00	\$3,800.00	\$0.00	\$1,782.37	\$10,200.00	\$0.00	\$8,115.99
Display and Exhibit Supplies-Education	\$0.00	\$0.00	\$0.00	\$0.00	\$0.00	\$0.00	\$0.00

Fresno's Chaffee Zoo Corporation

Income Statement

March 2019

	2019 Budget	March Budget	March Measure Z	March Actual	YTD Budget	YTD Measure Z	YTD Actual
Docent Activities Expense	\$0.00	\$0.00	\$0.00	\$0.00	\$0.00	\$0.00	\$0.00
Docent Activities Expense-Volunteer	\$3,000.00	\$0.00	\$0.00	\$2,531.50	\$1,500.00	\$0.00	\$3,638.80
Enrichment Supplies	\$0.00	\$0.00	\$0.00	\$0.00	\$0.00	\$0.00	\$0.00
Enrichment Supplies	\$0.00	\$0.00	\$0.00	\$0.00	\$0.00	\$0.00	\$0.00
Event Supplies	\$0.00	\$0.00	\$0.00	\$0.00	\$0.00	\$0.00	\$0.00
Event Supplies-Marketing	\$0.00	\$0.00	\$0.00	\$0.00	\$0.00	\$0.00	\$0.00
Event Supplies-Development	\$250.00	\$0.00	\$0.00	\$0.00	\$0.00	\$0.00	\$0.00
Event Supplies-Education	\$0.00	\$0.00	\$0.00	\$0.00	\$0.00	\$0.00	\$0.00
Event Supplies-Volunteer	\$0.00	\$0.00	\$0.00	\$0.00	\$0.00	\$0.00	\$0.00
Fundraising Pins-Development	\$0.00	\$0.00	\$0.00	\$0.00	\$0.00	\$0.00	\$0.00
Graphic Supplies	\$0.00	\$0.00	\$0.00	\$0.00	\$0.00	\$0.00	\$0.00
Landscaping/Plants	\$0.00	\$0.00	\$0.00	\$0.00	\$0.00	\$0.00	\$0.00
Landscaping/Plants-Maintenance	\$0.00	\$0.00	\$0.00	\$0.00	\$0.00	\$0.00	\$0.00
Landscaping/Plants-Horticulture	\$46,500.00	\$8,000.00	\$0.00	\$0.00	\$17,000.00	\$0.00	\$0.00
Landscaping/Plants-Animal	\$4,800.00	\$400.00	\$0.00	\$0.00	\$1,200.00	\$0.00	\$852.05
Member Event Expenses	\$0.00	\$0.00	\$0.00	\$0.00	\$0.00	\$0.00	\$0.00
Member Premiums	\$0.00	\$0.00	\$0.00	\$0.00	\$0.00	\$0.00	\$0.00
Member Premiums-Marketing	\$0.00	\$0.00	\$0.00	\$0.00	\$0.00	\$0.00	\$0.00
Member Premiums-Membership	\$3,600.00	\$300.00	\$0.00	\$0.00	\$900.00	\$0.00	\$0.00
Member Premiums-Development	\$4,500.00	\$0.00	\$0.00	\$0.00	\$1,500.00	\$0.00	\$0.00
Pest Control Supplies	\$0.00	\$0.00	\$0.00	\$0.00	\$0.00	\$0.00	\$0.00
Pest Control Supplies-Maintenance	\$150.00	\$0.00	\$0.00	\$0.00	\$0.00	\$0.00	\$300.00
Pest Control Supplies-Horticulture	\$42,000.00	\$3,500.00	\$0.00	\$0.00	\$10,500.00	\$0.00	\$0.00
Pest Control Supplies-Animal	\$0.00	\$0.00	\$0.00	\$0.00	\$0.00	\$0.00	\$0.00
Pest Control Supplies-Veterinary	\$2,800.00	\$0.00	\$0.00	\$0.00	\$2,600.00	\$0.00	\$0.00
Photo Supplies	\$0.00	\$0.00	\$0.00	\$0.00	\$0.00	\$0.00	\$0.00
Photo Supplies-Visitor Services	\$0.00	\$0.00	\$0.00	\$0.00	\$0.00	\$0.00	\$0.00
Small Tools	\$0.00	\$0.00	\$0.00	\$0.00	\$0.00	\$0.00	\$0.00
Small Tools-Maintenance	\$800.00	\$0.00	\$0.00	\$0.00	\$0.00	\$0.00	\$120.88
Small Tools-Horticulture	\$1,500.00	\$0.00	\$0.00	\$0.00	\$750.00	\$0.00	\$0.00
Small Tools-Animal	\$0.00	\$0.00	\$0.00	\$0.00	\$0.00	\$0.00	\$0.00

Fresno's Chaffee Zoo Corporation

Income Statement

March 2019

	2019 Budget	March Budget	March Measure Z	March Actual	YTD Budget	YTD Measure Z	YTD Actual
Supplies	\$0.00	\$0.00	\$0.00	\$0.00	\$0.00	\$0.00	\$0.00
Supplies-Maintenance	\$16,500.00	\$1,500.00	\$0.00	\$7,033.87	\$4,500.00	\$0.00	\$11,844.55
Supplies-Horticulture	\$3,000.00	\$0.00	\$0.00	\$1,052.12	\$0.00	\$0.00	\$1,866.78
Supplies-Animal	\$0.00	\$0.00	\$0.00	\$0.00	\$0.00	\$0.00	\$185.97
Supplies-Marketing	\$3,000.00	\$250.00	\$0.00	\$343.49	\$750.00	\$0.00	\$726.43
Supplies-Membership	\$300.00	\$25.00	\$0.00	\$0.00	\$75.00	\$0.00	\$0.00
Supplies-Development	\$0.00	\$0.00	\$0.00	\$179.04	\$0.00	\$0.00	\$3,929.07
Supplies-Education	\$20,700.00	\$1,600.00	\$0.00	\$1,296.57	\$3,800.00	\$0.00	\$1,367.80
Supplies-Volunteer	\$1,800.00	\$150.00	\$0.00	\$0.00	\$450.00	\$0.00	\$0.00
Supplies-Veterinary	\$60,000.00	\$5,000.00	\$0.00	\$1,729.79	\$15,000.00	\$0.00	\$8,520.95
Supplies-Security	\$4,100.00	\$500.00	\$0.00	\$138.30	\$500.00	\$0.00	\$138.30
Supplies-Visitor Services	\$3,000.00	\$25.00	\$0.00	\$0.00	\$2,775.00	\$0.00	\$0.00
Supplies-Administration	\$600.00	\$50.00	\$0.00	\$0.00	\$150.00	\$0.00	\$0.00
Supplies-Human Resources	\$0.00	\$0.00	\$0.00	\$0.00	\$0.00	\$0.00	\$0.00
Supplies-Operations	\$0.00	\$0.00	\$0.00	\$0.00	\$0.00	\$0.00	\$0.00
Water Quality Supplies	\$0.00	\$0.00	\$0.00	\$0.00	\$0.00	\$0.00	\$0.00
● Water Quality Supplies-Animal	\$87,700.00	\$9,500.00	\$2,676.80	50/ \$2,676.80	\$22,700.00	\$12,194.04	\$12,194.04
Total Supplies	\$422,600.00	\$40,600.00	\$2,676.80	\$30,464.47	\$114,850.00	\$12,194.04	\$75,988.48
Telephone							
Telephone	\$34,462.44	\$2,871.87	\$0.00	\$2,954.58	\$8,615.61	\$0.00	\$7,482.62
Telephone-Maintenance	\$300.00	\$25.00	\$0.00	\$721.52	\$75.00	\$0.00	\$771.72
Telephone-Horticulture	\$0.00	\$0.00	\$0.00	\$0.00	\$0.00	\$0.00	\$0.00
Telephone-Animal	\$3,250.00	\$500.00	\$0.00	\$263.58	\$1,000.00	\$0.00	\$749.84
Telephone-Marketing	\$300.00	\$25.00	\$0.00	\$25.00	\$75.00	\$0.00	\$100.00
Telephone-Membership	\$300.00	\$25.00	\$0.00	\$25.00	\$75.00	\$0.00	\$75.00
Telephone-Development	\$300.00	\$25.00	\$0.00	\$25.00	\$75.00	\$0.00	\$75.00
Telephone-Education	\$1,650.00	\$150.00	\$0.00	\$100.00	\$450.00	\$0.00	\$300.00
Telephone-Veterinary	\$1,200.00	\$100.00	\$0.00	\$86.90	\$300.00	\$0.00	\$223.80
Telephone-Security	\$840.00	\$70.00	\$0.00	\$61.90	\$210.00	\$0.00	\$149.00
Telephone-Visitor Services	\$1,152.00	\$96.00	\$0.00	\$160.67	\$288.00	\$0.00	\$373.14

Fresno's Chaffee Zoo Corporation

Income Statement

March 2019

	2019 Budget	March Budget	March Measure Z	March Actual	YTD Budget	YTD Measure Z	YTD Actual
Telephone-Administration	\$1,320.00	\$110.00	\$0.00	\$130.88	\$330.00	\$0.00	\$366.16
Telephone-Information Technology	\$300.00	\$25.00	\$0.00	\$0.00	\$75.00	\$0.00	\$0.00
Telephone-Human Resource	\$600.00	\$50.00	\$0.00	\$60.10	\$150.00	\$0.00	\$160.10
Telephone-Operations	\$300.00	\$25.00	\$0.00	\$25.00	\$75.00	\$0.00	\$75.00
Total Telephone	\$46,274.44	\$4,097.87	\$0.00	\$4,640.13	\$11,793.61	\$0.00	\$10,901.38
Uniforms							
Uniforms	\$0.00	\$0.00	\$0.00	\$0.00	\$0.00	\$0.00	\$0.00
Uniforms-Maintenance	\$4,000.00	\$2,500.00	\$0.00	\$105.10	\$2,500.00	\$0.00	\$282.84
Uniforms-Horticulture	\$2,000.00	\$1,000.00	\$0.00	\$117.30	\$1,000.00	\$0.00	\$388.83
Uniforms-Animal	\$20,000.00	\$15,000.00	\$0.00	\$634.82	\$15,000.00	\$0.00	\$1,296.22
Uniforms-Marketing	\$150.00	\$150.00	\$0.00	\$0.00	\$150.00	\$0.00	\$0.00
Uniforms-Membership	\$200.00	\$200.00	\$0.00	\$0.00	\$200.00	\$0.00	\$0.00
Uniforms-Development	\$100.00	\$100.00	\$0.00	\$0.00	\$100.00	\$0.00	\$0.00
Uniforms-Education	\$2,000.00	\$1,000.00	\$0.00	\$259.09	\$1,000.00	\$0.00	\$264.09
Uniforms-Volunteer	\$4,000.00	\$100.00	\$0.00	\$0.00	\$1,200.00	\$0.00	\$0.00
Uniforms-Veterinary	\$600.00	\$100.00	\$0.00	\$0.00	\$200.00	\$0.00	\$105.36
Uniforms-Security	\$4,000.00	\$2,000.00	\$0.00	\$0.00	\$2,000.00	\$0.00	\$0.00
Uniforms-Visitor Services	\$5,000.00	\$2,500.00	\$0.00	(\$64.01)	\$2,500.00	\$0.00	\$4.75
Uniforms-Administration	\$600.00	\$300.00	\$0.00	\$0.00	\$300.00	\$0.00	\$0.00
Uniforms-Information Technology	\$100.00	\$0.00	\$0.00	\$0.00	\$0.00	\$0.00	\$0.00
Uniforms-Human Resource	\$300.00	\$0.00	\$0.00	\$1,381.66	\$0.00	\$0.00	\$5,208.01
Uniforms-Operations	\$100.00	\$0.00	\$0.00	\$0.00	\$0.00	\$0.00	\$0.00
Uniform-Teen Volunteer	\$0.00	\$0.00	\$0.00	\$0.00	\$0.00	\$0.00	\$0.00
Total Uniforms	\$43,150.00	\$24,950.00	\$0.00	\$2,433.96	\$26,150.00	\$0.00	\$7,550.10
Utilities							
Utilities Gas & Electric	\$694,000.00	\$60,000.00	\$104,930.16	\$104,930.16	\$160,000.00	\$173,187.62	\$173,187.62
Utilities Gas & Electric-Administration	\$0.00	\$0.00	\$0.00	\$0.00	\$0.00	\$0.00	\$0.00
Utilities Water & Sewer	\$86,500.00	\$7,000.00	\$0.00	\$15,796.97	\$19,000.00	\$0.00	\$26,843.12
Utilities Water & Sewer-Administration	\$0.00	\$0.00	\$0.00	\$0.00	\$0.00	\$0.00	\$0.00

Fresno's Chaffee Zoo Corporation

Income Statement

March 2019

	2019 Budget	March Budget	March Measure Z	March Actual	YTD Budget	YTD Measure Z	YTD Actual
Waste Services	\$36,000.00	\$3,000.00	\$0.00	\$10,515.59	\$9,000.00	\$0.00	\$15,248.89
Total Utilities	\$816,500.00	\$70,000.00	\$104,930.16	\$131,242.72	\$188,000.00	\$173,187.62	\$215,279.63
Other							
Miscellaneous	\$0.00	\$0.00	\$0.00	\$0.00	\$0.00	\$0.00	\$0.00
Miscellaneous-Maintenance	\$0.00	\$0.00	\$0.00	\$0.00	\$0.00	\$0.00	\$0.00
Miscellaneous-Horticulture	\$0.00	\$0.00	\$0.00	\$0.00	\$0.00	\$0.00	\$0.00
Miscellaneous-Animal	\$0.00	\$0.00	\$0.00	\$0.00	\$0.00	\$0.00	\$0.00
Miscellaneous-Marketing	\$0.00	\$0.00	\$0.00	\$0.00	\$0.00	\$0.00	\$0.00
Miscellaneous-Development	\$0.00	\$0.00	\$0.00	\$0.00	\$0.00	\$0.00	\$0.00
Miscellaneous-Education	\$0.00	\$0.00	\$0.00	\$0.00	\$0.00	\$0.00	\$0.00
Miscellaneous-Docent	\$0.00	\$0.00	\$0.00	\$0.00	\$0.00	\$0.00	\$0.00
Miscellaneous-Veterinary	\$0.00	\$0.00	\$0.00	\$0.00	\$0.00	\$0.00	\$0.00
Miscellaneous-Security	\$0.00	\$0.00	\$0.00	\$0.00	\$0.00	\$0.00	\$0.00
Miscellaneous-Visitor Services	\$0.00	\$0.00	\$0.00	\$0.00	\$0.00	\$0.00	\$0.00
Miscellaneous-Administration	\$0.00	\$0.00	\$0.00	\$0.00	\$0.00	\$0.00	\$0.00
Miscellaneous-Human Resources	\$0.00	\$0.00	\$0.00	(\$0.70)	\$0.00	\$0.00	(\$0.70)
Miscellaneous-Capital Projects	\$0.00	\$0.00	\$0.00	\$0.00	\$0.00	\$0.00	\$0.00
Planning	\$0.00	\$0.00	\$0.00	\$0.00	\$0.00	\$0.00	\$0.00
Planning-Animal	\$0.00	\$0.00	\$0.00	\$0.00	\$0.00	\$0.00	\$0.00
Planning-Capital Project	\$0.00	\$0.00	\$0.00	\$0.00	\$0.00	\$0.00	\$0.00
EIR (non MZ)	\$0.00	\$0.00	\$0.00	\$0.00	\$0.00	\$0.00	\$0.00
EIR (non MZ)-Capital Projects	\$0.00	\$0.00	\$0.00	\$0.00	\$0.00	\$0.00	\$0.00
Projects	\$0.00	\$0.00	\$0.00	\$0.00	\$0.00	\$0.00	\$0.00
Projects-Maintenance	\$0.00	\$0.00	\$0.00	\$0.00	\$0.00	\$0.00	\$0.00
Projects-Horticulture	\$0.00	\$0.00	\$0.00	\$0.00	\$0.00	\$0.00	\$0.00
Projects-Animal	\$0.00	\$0.00	\$0.00	\$0.00	\$0.00	\$0.00	\$0.00
City Reimbursement	\$0.00	\$0.00	\$0.00	\$0.00	\$0.00	\$0.00	\$0.00
Misc. Specialized Services-Capital Project	\$0.00	\$0.00	\$0.00	\$0.00	\$0.00	\$0.00	\$0.00
Grant Fulfillment	\$0.00	\$0.00	\$0.00	\$0.00	\$0.00	\$0.00	\$0.00
Grant Fulfillment-Education	\$0.00	\$0.00	\$0.00	\$0.00	\$0.00	\$0.00	\$0.00

Fresno's Chaffee Zoo Corporation

Income Statement

March 2019

	2019 Budget	March Budget	March Measure Z	March Actual	YTD Budget	YTD Measure Z	YTD Actual
Grant Fulfillment-Volunteer	\$0.00	\$0.00	\$0.00	\$0.00	\$0.00	\$0.00	\$0.00
Disposal Fees	\$0.00	\$0.00	\$0.00	\$0.00	\$0.00	\$0.00	\$0.00
Freight on Purchases	\$0.00	\$0.00	\$0.00	\$0.00	\$0.00	\$0.00	\$0.00
Freight on Purchases-Animal	\$0.00	\$0.00	\$0.00	\$0.00	\$0.00	\$0.00	\$0.00
Freight on Purchases-Visitor Services	\$0.00	\$0.00	\$0.00	\$0.00	\$0.00	\$0.00	\$0.00
Freight on Purchases-Administration	\$0.00	\$0.00	\$0.00	\$0.00	\$0.00	\$0.00	\$0.00
Program Expense	\$0.00	\$0.00	\$0.00	\$0.00	\$0.00	\$0.00	\$0.00
Retail (inventory related)							
Cash Over and Short	\$0.00	\$0.00	\$0.00	\$0.00	\$0.00	\$0.00	\$0.00
Cost of Merchandise Sold	\$0.00	\$0.00	\$0.00	\$0.00	\$0.00	\$0.00	\$0.00
Discounts and Adjustments	\$0.00	\$0.00	\$0.00	\$0.00	\$0.00	\$0.00	\$0.00
Inventory Change-Gift Shop	\$0.00	\$0.00	\$0.00	\$0.00	\$0.00	\$0.00	\$0.00
Loss on Disposal of Asset	\$0.00	\$0.00	\$0.00	\$0.00	\$0.00	\$0.00	\$0.00
Purchases-Merchandise	\$0.00	\$0.00	\$0.00	\$0.00	\$0.00	\$0.00	\$0.00
Total Retail (inventory related)	\$0.00	\$0.00	\$0.00	\$0.00	\$0.00	\$0.00	\$0.00
Total Other	\$0.00	\$0.00	\$0.00	(\$0.70)	\$0.00	\$0.00	(\$0.70)
Total Other Expenses	\$5,726,133.44	\$511,874.00	\$128,833.43	\$502,505.80	\$1,384,479.70	\$262,793.18	\$1,048,873.79
TOTAL EXPENSES	\$14,917,725.82	\$1,529,931.74	\$541,488.39	\$1,478,273.05	\$3,830,497.67	\$1,287,625.47	\$3,436,573.47

Non Operating Revenue and Expense

Non Operating Revenue							
Measure Z Operating Income	\$5,089,688.00	\$544,844.00	\$0.00	\$10.00	\$1,379,108.00	\$0.00	\$745,168.01
Measure Z Operating Income-Administration	\$0.00	\$0.00	\$0.00	\$0.00	\$0.00	\$0.00	\$0.00
Measure Z Operating Income-Res	\$0.00	\$0.00	\$0.00	\$0.00	\$0.00	\$0.00	\$0.00
Measure Z Capital Income	\$0.00	\$0.00	\$0.00	\$0.00	\$0.00	\$0.00	\$986,950.61
Measure Z Capital Income-Res	\$0.00	\$0.00	\$0.00	\$0.00	\$0.00	\$0.00	\$0.00
Interest Income	\$120,000.00	\$10,000.00	\$0.00	\$14,205.92	\$30,000.00	\$0.00	\$34,104.65
Interest Income-Administration	\$0.00	\$0.00	\$0.00	\$0.00	\$0.00	\$0.00	\$0.00

Fresno's Chaffee Zoo Corporation

Income Statement

March 2019

	2019 Budget	March Budget	March Measure Z	March Actual	YTD Budget	YTD Measure Z	YTD Actual
Investment Income	\$0.00	\$0.00	\$0.00	\$85,270.33	\$0.00	\$0.00	\$931,065.29
Investment Gain/Loss Unrealized	\$0.00	\$0.00	\$0.00	\$0.00	\$0.00	\$0.00	\$0.00
Investment Gain/Loss Realized	\$0.00	\$0.00	\$0.00	\$0.00	\$0.00	\$0.00	\$0.00
Investment Income-Res	\$0.00	\$0.00	\$0.00	\$0.00	\$0.00	\$0.00	\$0.00
Investment Gain/Loss Unrealized-Res	\$0.00	\$0.00	\$0.00	\$0.00	\$0.00	\$0.00	\$0.00
Investment Gain/Loss Realized-Res	\$0.00	\$0.00	\$0.00	\$0.00	\$0.00	\$0.00	\$0.00
Investment Income-Perm	\$0.00	\$0.00	\$0.00	\$440.87	\$0.00	\$0.00	\$5,483.88
Investment Gain/Loss Unrealized-Perm	\$0.00	\$0.00	\$0.00	\$0.00	\$0.00	\$0.00	\$0.00
Investment Gain/Loss Realized-Perm	\$0.00	\$0.00	\$0.00	\$0.00	\$0.00	\$0.00	\$0.00
Interest Income-Perm	\$0.00	\$0.00	\$0.00	\$68.26	\$0.00	\$0.00	\$154.90
Board Designated Endowment Income	\$10,000.00	\$833.00	\$0.00	\$0.00	\$2,503.00	\$0.00	\$0.00
Board Designated Endowment Income-E	\$0.00	\$0.00	\$0.00	\$0.00	\$0.00	\$0.00	\$10,150.00
Total Non Operating Revenue	\$5,219,688.00	\$555,677.00	\$0.00	\$99,995.38	\$1,411,611.00	\$0.00	\$2,713,077.34
Non Operating Expense							
Depreciation Sea Lion Cove	\$0.00	\$0.00	\$0.00	\$0.00	\$0.00	\$0.00	\$0.00
Depreciation - Utilities	\$0.00	\$0.00	\$0.00	\$0.00	\$0.00	\$0.00	\$0.00
Depreciation - African Adventure	\$0.00	\$0.00	\$0.00	\$0.00	\$0.00	\$0.00	\$0.00
Bank Fees-Measure Z	\$0.00	\$0.00	\$0.00	\$0.00	\$0.00	\$0.00	\$0.00
Bank Fees-Measure Z-Administration	\$0.00	\$0.00	\$0.00	\$10.00	\$0.00	\$0.00	\$40.00
Total Non Operating Expense	\$0.00	\$0.00	\$0.00	(\$10.00)	\$0.00	\$0.00	(\$40.00)
Total Non Operating Revenue and Expense	\$5,219,688.00	\$555,677.00	\$0.00	\$99,985.38	\$1,411,611.00	\$0.00	\$2,713,037.34
BEGINNING FUND BALANCE	\$79,356,097.13	\$80,900,206.78	(\$15,178,593.60)	\$80,900,206.78	\$79,356,097.13	(\$14,432,456.52)	\$79,356,097.13
NET SURPLUS/(DEFICIT)	\$1,778,857.18	\$81,475.26	(\$541,488.39)	(\$297,383.77)	(\$224,494.67)	(\$1,287,625.47)	\$1,246,725.88
ENDING FUND BALANCE	\$81,134,954.31	\$80,981,682.04	(\$15,720,081.99)	\$80,602,823.01	\$79,131,602.46	(\$15,720,081.99)	\$80,602,823.01

Fresno's Chaffee Zoo Corporation

General Ledger Report

March 2019

Date	Trans.	Journal	Reference	Debit Amount	Credit Amount	Balance
1-5003-03						
Account:	1-5003-03 (Animal Feed-Animal)					
03/01/2019			<i>Account Beginning Balance</i>			\$54,019.05
03/01/2019	12846-424	Accounts Payable	Valley Produce, Inc.-Produce	\$80.25		
03/04/2019	12846-455	Accounts Payable	Bassett's Cricket Ranch, Inc.-Mealworms	\$85.00		
03/04/2019	12846-457	Accounts Payable	Valley Produce, Inc.-Produce	\$6.50		
03/05/2019	12846-471	Accounts Payable	Valley Produce, Inc.-Produce	\$2,345.95 ^{51/}		
03/05/2019	12935-26	Accounts Payable	West Coast Processors-Fish	\$1,658.05 ^{52/}		
03/05/2019	12935-27	Accounts Payable	West Coast Processors-Fish	\$89.86		
03/07/2019	12846-493	Accounts Payable	Central Fish-Fish	\$129.24		
03/07/2019	12846-496	Accounts Payable	Central Fish-Fish	\$25.19		
03/07/2019	12953-61	Accounts Payable	Premier Valley Bank-Visa-Virtual Admin CC- amazon order	\$77.58		
03/07/2019	12953-81	Accounts Payable	Premier Valley Bank-Visa-Virtual Animal CC- animal food	\$1,131.37 ^{53/}		
03/07/2019	12953-85	Accounts Payable	Premier Valley Bank-Visa-Virtual Animal CC- animal food	\$1,658.02 ^{53/}		
03/11/2019	12899-217	Accounts Payable	Bassett's Cricket Ranch, Inc.-Mealworms	\$85.00		
03/12/2019	12899-240	Accounts Payable	Golden State Bait, Inc.-Fish	\$89.60		
03/12/2019	12924-49	Accounts Payable	Valley Produce, Inc.-Produce	\$2,270.20 ^{59/}		
03/13/2019	12899-252	Accounts Payable	Valley Produce, Inc.-Produce	\$46.00		
03/13/2019	12924-51	Accounts Payable	Central Fish-Fish	\$129.24		
03/13/2019	12924-54	Accounts Payable	Central Fish-Fish	\$25.19		
03/15/2019	12924-66	Accounts Payable	Valley Produce, Inc.-Produce	\$150.00		
03/16/2019	12924-74	Accounts Payable	Valley Produce, Inc.-Produce	\$309.00		
03/18/2019	12924-96	Accounts Payable	Valley Produce, Inc.-Produce	\$128.75		
03/19/2019	12935-38	Accounts Payable	Valley Produce, Inc.-Produce	\$1,939.00 ^{60/}		
03/20/2019	12924-120	Accounts Payable	Valley Produce, Inc.-Produce	\$35.15		
03/22/2019	12935-55	Accounts Payable	Hay Company-Feed & Supplies	\$5,581.17 ^{61/}		
03/25/2019	12935-64	Accounts Payable	Bassett's Cricket Ranch, Inc.-Mealworms	\$85.00		
03/26/2019	12935-93	Accounts Payable	Golden State Bait, Inc.-Fish	\$89.60		
03/26/2019	12935-95	Accounts Payable	Valley Produce, Inc.-Produce	\$1,901.70 ^{62/}		
03/30/2019	12953-115	Accounts Payable	Valley Produce, Inc.-Produce	\$440.00		
<i>Account Subtotals</i>				\$20,591.61 ^{2/}	\$0.00	
03/31/2019			<i>Account Net Change</i>			^{27/} \$20,591.61 ^{2/}
03/31/2019			<i>Account Ending Balance</i>			<u>\$74,610.66</u>

● **1-5059-03**

Account: 1-5059-03 (Exhibit Renovations-Animal)

Fresno's Chaffee Zoo Corporation

General Ledger Report

March 2019

Date	Trans.	Journal	Reference	Debit Amount	Credit Amount	Balance
Account:	1-5059-03 (Exhibit Renovations-Animal)					
03/01/2019			Account Beginning Balance			\$0.00
03/31/2019			Account Net Change			\$0.00
03/31/2019			Account Ending Balance			\$0.00
1-5080-03						
Account:	1-5080-03 (Benefits-Animal)					
03/01/2019			Account Beginning Balance			\$80,172.32
03/01/2019	12813-1318	Accounts Payable	United Healthcare of Californi-March 2019-Medical, Dental & V	\$37,183.27		
03/01/2019	12813-1334	Accounts Payable	Sun Life Financial-Life Insurance Premium-March	\$747.60		
03/01/2019	12829-44	Payroll	HSA Employer Contribution	\$38.46		
03/01/2019	12829-47	Payroll	HSA Employer Contribution	\$538.44		
03/01/2019	12829-53	Payroll	Dual Coverage Surcharge		\$50.00	
03/15/2019	12882-50	Payroll	HSA Employer Contribution	\$38.46		
03/15/2019	12882-53	Payroll	HSA Employer Contribution	\$576.90		
03/15/2019	12882-60	Payroll	Dual Coverage Surcharge		\$50.00	
03/15/2019	12882-133	Payroll	Missed HSA Contributions -D. Pointek		\$38.46	
03/19/2019	12831-8	Journal Entry	Deposit for Missed ER HSA Contribution-D.Pointek		\$38.46	
03/29/2019	12906-49	Payroll	HSA Employer Contribution	\$38.46		
03/29/2019	12906-52	Payroll	HSA Employer Contribution	\$538.44		
			Account Subtotals	\$39,700.03	\$176.92	
03/31/2019			Account Net Change			12/ \$39,523.11 2/
03/31/2019			Account Ending Balance			\$119,695.43
1-5080-10						
Account:	1-5080-10 (Benefits-Veterinary)					
03/01/2019			Account Beginning Balance			\$10,215.80
03/01/2019	12813-1315	Accounts Payable	United Healthcare of Californi-March 2019-Medical, Dental & V	\$4,858.51		
03/01/2019	12813-1331	Accounts Payable	Sun Life Financial-Life Insurance Premium-March	\$188.83		
03/01/2019	12829-48	Payroll	HSA Employer Contribution	\$76.92		
03/15/2019	12882-54	Payroll	HSA Employer Contribution	\$76.92		
03/29/2019	12906-53	Payroll	HSA Employer Contribution	\$76.92		

Fresno's Chaffee Zoo Corporation

General Ledger Report

March 2019

Date	Trans.	Journal	Reference	Debit Amount	Credit Amount	Balance
Account:	1-5080-10 (Benefits-Veterinary)					
			<i>Account Subtotals</i>	\$5,278.10	\$0.00	
03/31/2019			<i>Account Net Change</i>			^{25/} \$5,278.10 ^{2/}
03/31/2019			<i>Account Ending Balance</i>			<u>\$15,493.90</u>
• 1-5094-03						
Account:	1-5094-03 (LSS Repairs and Replacements-Animals)					
03/01/2019			<i>Account Beginning Balance</i>			\$333.64
03/31/2019			<i>Account Net Change</i>			\$0.00
03/31/2019			<i>Account Ending Balance</i>			<u>\$333.64</u> ^{2/}
1-5131-03						
Account:	1-5131-03 (Payroll Taxes-Animal)					
03/01/2019			<i>Account Beginning Balance</i>			\$28,555.68
03/01/2019	12829-62	Payroll	Payroll Taxes	\$615.65		
03/01/2019	12829-68	Payroll	Payroll Taxes	\$6,376.34		
03/15/2019	12882-73	Payroll	Payroll Taxes	\$569.73		
03/15/2019	12882-79	Payroll	Payroll Taxes	\$6,841.01		
03/29/2019	12906-64	Payroll	Payroll Taxes	\$599.72		
03/29/2019	12906-70	Payroll	Payroll Taxes	\$6,444.21		
			<i>Account Subtotals</i>	\$21,446.66	\$0.00	
03/31/2019			<i>Account Net Change</i>			^{12/} \$21,446.66 ^{2/}
03/31/2019			<i>Account Ending Balance</i>			<u>\$50,002.34</u>
1-5131-10						
Account:	1-5131-10 (Payroll Taxes-Veterinary)					
03/01/2019			<i>Account Beginning Balance</i>			\$3,377.99
03/01/2019	12829-69	Payroll	Payroll Taxes	\$839.04		
03/15/2019	12882-80	Payroll	Payroll Taxes	\$841.08		
03/29/2019	12906-71	Payroll	Payroll Taxes	\$841.24		

Fresno's Chaffee Zoo Corporation

General Ledger Report

March 2019

Date	Trans.	Journal	Reference	Debit Amount	Credit Amount	Balance
Account:	1-5131-10 (Payroll Taxes-Veterinary)					
			<i>Account Subtotals</i>	\$2,521.36	\$0.00	
03/31/2019			<i>Account Net Change</i>			^{25/} \$2,521.36 ^{2/}
03/31/2019			<i>Account Ending Balance</i>			<u>\$5,899.35</u>
● 1-5151-03						
Account:	1-5151-03 (Repairs and Replacements-Animal)					
03/01/2019			<i>Account Beginning Balance</i>			\$1,832.36
03/07/2019	12953-38	Accounts Payable	Premier Valley Bank-Visa-Animal Hardware CC-westsuit, b	\$221.98		
03/21/2019	12935-46	Accounts Payable	Cook's Communication-batteries	\$187.88		
03/21/2019	12935-47	Accounts Payable	Knapp Manufacturing, LLC.-Water Bowl	\$225.00		
			<i>Account Subtotals</i>	\$634.86 ^{2/}	\$0.00	
03/31/2019			<i>Account Net Change</i>			^{32/} <u>\$634.86 ^{2/}</u>
03/31/2019			<i>Account Ending Balance</i>			<u>\$2,467.22</u>
1-5153-03						
Account:	1-5153-03 (Retirement Contribution-Animal)					
03/01/2019			<i>Account Beginning Balance</i>			\$9,944.74
03/01/2019	12829-20	Payroll	3/1/2019 retirement match	\$62.85		
03/01/2019	12829-25	Payroll	3/1/2019 retirement match	\$2,376.29		
03/15/2019	12882-24	Payroll	3/15/2019 retirement match	\$62.85		
03/15/2019	12882-29	Payroll	3/15/2019 retirement match	\$2,685.88		
03/29/2019	12906-24	Payroll	3/29/2019 retirement match	\$62.85		
03/29/2019	12906-28	Payroll	3/29/2019 retirement match	\$2,254.20		
			<i>Account Subtotals</i>	\$7,504.92	\$0.00	
03/31/2019			<i>Account Net Change</i>			^{12/} <u>\$7,504.92 ^{2/}</u>
03/31/2019			<i>Account Ending Balance</i>			<u>\$17,449.66</u>
1-5153-10						
Account:	1-5153-10 (Retirement Contribution-Veterinary)					

Fresno's Chaffee Zoo Corporation

General Ledger Report

March 2019

Date	Trans.	Journal	Reference	Debit Amount	Credit Amount	Balance
Account: 1-5153-10 (Retirement Contribution-Veterinary)						
03/01/2019						Account Beginning Balance \$1,028.80
03/01/2019	12829-26	Payroll	3/1/2019 retirement match	\$256.14		
03/15/2019	12882-30	Payroll	3/15/2019 retirement match	\$255.87		
03/29/2019	12906-29	Payroll	3/29/2019 retirement match	\$255.97		
			Account Subtotals	\$767.98	\$0.00	
03/31/2019			Account Net Change			25/ \$767.98 2/
03/31/2019			Account Ending Balance			<u>\$1,796.78</u>
1-5165-03						
Account: 1-5165-03 (Salaries-Animal)						
03/01/2019						Account Beginning Balance \$381,217.53
03/01/2019	12829-2	Payroll	Salaries	\$8,047.58		
03/01/2019	12829-8	Payroll	Salaries	\$83,894.78		
03/15/2019	12882-4	Payroll	Salaries	\$7,447.08		
03/15/2019	12882-10	Payroll	Salaries	\$89,968.96		
03/29/2019	12906-4	Payroll	Salaries	\$7,839.26		
03/29/2019	12906-10	Payroll	Salaries	\$84,646.90		
03/31/2019	12944-1	Journal Entry	To Record Bonus Accruals Monthly - Mar	\$2,093.00		
			Account Subtotals	\$283,937.56 2/	\$0.00	
03/31/2019			Account Net Change			12/ \$283,937.56 2/
03/31/2019			Account Ending Balance			<u>\$665,155.09</u>
1-5165-10						
Account: 1-5165-10 (Salaries-Veterinary)						
03/01/2019						Account Beginning Balance \$44,918.17
03/01/2019	12829-9	Payroll	Salaries	\$11,073.18		
03/15/2019	12882-11	Payroll	Salaries	\$11,068.11		
03/29/2019	12906-11	Payroll	Salaries	\$11,070.07		
03/31/2019	12944-15	Journal Entry	To Record Bonus Accruals Monthly - Mar	\$234.00		

Fresno's Chaffee Zoo Corporation

General Ledger Report

March 2019

Date	Trans.	Journal	Reference	Debit Amount	Credit Amount	Balance
Account:	1-5165-10 (Salaries-Veterinary)					
			<i>Account Subtotals</i>	\$33,445.36	\$0.00	
03/31/2019			<i>Account Net Change</i>			^{25/} \$33,445.36 ^{2/}
03/31/2019			<i>Account Ending Balance</i>			<u>\$78,363.53</u>
1-5191-00						
Account:	1-5191-00 (Utilities Gas & Electric)					
03/01/2019			<i>Account Beginning Balance</i>			\$68,257.46
03/07/2019	12899-188	Accounts Payable	P G & E-Services from 2/5/19-3/6/19	\$37,384.66 ^{63/}		
03/08/2019	12899-199	Accounts Payable	P G & E-Services from 2/5/19-3/6/19	\$2,173.19 ^{65/}		
03/08/2019	12899-201	Accounts Payable	P G & E-Services from 2/6/19-3/6/19	\$14,748.85 ^{67/}		
03/22/2019	12924-146	Accounts Payable	P G & E-Services from 2/21-3/21/19	\$433.35		
03/24/2019	12924-152	Accounts Payable	P G & E-Services from 2/22-3/22/19	\$2,078.69 ^{69/}		
03/24/2019	12924-154	Accounts Payable	P G & E-Services from 2/22-3/22/19	\$472.34		
03/31/2019	12953-147	Accounts Payable	P G & E-Services from 3/7-4/5/19	\$9,500.00 ^{71/}		
03/31/2019	12953-149	Accounts Payable	P G & E-Services from 3/7-4/4/19	\$2,158.36 ^{73/}		
03/31/2019	12953-151	Accounts Payable	P G & E-Services from 3/7-4/4/19	\$35,980.72 ^{75/}		
			<i>Account Subtotals</i>	^{39/} \$104,930.16 ^{2/}	\$0.00	
03/31/2019			<i>Account Net Change</i>			^{39/} \$104,930.16 ^{2/}
03/31/2019			<i>Account Ending Balance</i>			<u>\$173,187.62</u>
1-5200-03						
Account:	1-5200-03 (Workers Comp-Animal)					
03/01/2019			<i>Account Beginning Balance</i>			\$47,005.28
03/01/2019	12829-80	Payroll	Workers Comp	\$367.51		
03/01/2019	12829-86	Payroll	Workers Comp	\$3,779.67		
03/01/2019	12935-16	Accounts Payable	State Compensation Insurance F-February Workers Comp	\$1,210.51		
03/01/2019	12935-22	Accounts Payable	State Compensation Insurance F-February Workers Comp	\$12,013.51		
03/15/2019	12882-93	Payroll	Workers Comp	\$342.55		
03/15/2019	12882-99	Payroll	Workers Comp	\$4,061.49		
03/28/2019	12951-2	Journal Entry	Workers Comp Audit Premium Refund		\$11,486.00	
03/28/2019	12951-3	Journal Entry	Workers Comp Audit Premium Refund		\$1,063.03	
03/29/2019	12906-84	Payroll	Workers Comp	\$361.19		

Fresno's Chaffee Zoo Corporation

General Ledger Report

March 2019

Date	Trans.	Journal	Reference	Debit Amount	Credit Amount	Balance
Account: 1-5200-03 (Workers Comp-Animal)						
03/29/2019	12906-90	Payroll	Workers Comp	\$3,812.94		
03/31/2019	12945-26	Journal Entry	Reclassify State Comp Insurance Fund 3 of 12	\$1,270.54		
03/31/2019	12945-34	Journal Entry	Reclassify State Comp Insurance Fund 3 of 12	\$122.14		
			<i>Account Subtotals</i>	\$27,342.05	\$12,549.03	
			<i>Account Net Change</i>			^{12/} \$14,793.02 ^{2/}
			<i>Account Ending Balance</i>			<u>\$61,798.30</u>
1-5200-10						
Account: 1-5200-10 (Workers Comp-Veterinary)						
			<i>Account Beginning Balance</i>			\$5,741.02
03/01/2019						
03/01/2019	12829-87	Payroll	Workers Comp	\$510.46		
03/01/2019	12935-10	Accounts Payable	State Compensation Insurance F-February Workers Comp	\$1,730.19		
03/15/2019	12882-100	Payroll	Workers Comp	\$510.31		
03/29/2019	12906-91	Payroll	Workers Comp	\$510.40		
03/31/2019	12945-40	Journal Entry	Reclassify State Comp Insurance Fund 3 of 12	\$175.53		
			<i>Account Subtotals</i>	\$3,436.89	\$0.00	
			<i>Account Net Change</i>			^{25/} \$3,436.89 ^{2/}
			<i>Account Ending Balance</i>			<u>\$9,177.91</u>
1-5202-03						
Account: 1-5202-03 (Water Quality Supplies-Animal)						
			<i>Account Beginning Balance</i>			\$9,517.24
03/01/2019						
03/01/2019	12924-22	Accounts Payable	Stanislaus Farm Supply-Finance charge	\$74.61		
03/04/2019	12846-443	Accounts Payable	Hach Company, Inc.-Water quality supplies	\$73.98		
03/04/2019	12846-445	Accounts Payable	Hach Company, Inc.-Water quality supplies	\$221.94		
03/04/2019	12846-446	Accounts Payable	Hach Company, Inc.-Water quality supplies	\$147.96		
03/04/2019	12846-447	Accounts Payable	Hach Company, Inc.-Water quality supplies	\$147.96		
03/04/2019	12846-448	Accounts Payable	Hach Company, Inc.-Water quality supplies	\$147.96		
03/04/2019	12846-449	Accounts Payable	Hach Company, Inc.-Water quality supplies	\$97.56		
03/04/2019	12846-451	Accounts Payable	Hach Company, Inc.-Water quality supplies	\$292.67		
03/04/2019	12846-452	Accounts Payable	Hach Company, Inc.-Water quality supplies	\$195.11		
03/04/2019	12846-453	Accounts Payable	Hach Company, Inc.-Water quality supplies	\$195.11		

March 2019

Page 8

VALLEY PRODUCE, INC.

P.O. BOX 11664, FRESNO, CALIFORNIA 93774

e-mail: valleypro@comcast.net

Sold to

Irmas Chaffer Zoo

Date

3-5-19

PHONE (559) 237-3328

FAX (559) 237-5611

No. C-2511349

9305

✓	QUAN.	ITEM	PRICE	AMOUNT	✓	QUAN.	ITEM	PRICE	AMOUNT	✓	QUAN.	ITEM	PRICE	AMOUNT
		Broccoli Florets												
X	(9)	BROCCOLI Crown /18ct	18 ⁰⁰		X	(7)	EGGS 18/doz	14 ⁰⁰		X	4	CARROTS 50# 25#	104 ⁰⁰	
X	(2)	CAULIFLOWER (3)	15 ⁰⁰		X	(2)	Yogurt	825				Grabits 100/200 ct		
		CELERY			X	1	KALE	7150				48/1# Carrot		
		CABBAGE white			X	5#	LEEKs	15 ⁰⁰				Baby Carrot		
		CABBAGE red			X	(6)	CORN	480				Pinto Beans #100		
		CILANTRO					HERBS			X	1	Curly Endive	385	
		SPRING MIX 3#					Basil					J. Yel. Onions		
X	2	Swiss Chard	38 ⁰⁰		X	(1)	can Cat Food	130				Red Onions		
		LETTUCE			X	(1)	Box Pasta	350		X	(1)	Froz Corn	45	
X	4	Green Leaf	116 ⁰⁰				Rosemary					Potatoes		
X	3	Red Leaf	87 ⁰⁰				Thyme					10/5 Russet		
X	24	Romaine	708 ⁰⁰		X	1	Oatmeal	650				5/10 Russet		
		SPINACH 2 1/2 #			X	4	Apples 100 lbs	112 ⁰⁰				Ctn. Russet		
		EGGPLANT					Apples					Red Potatoes sz		
X	1	Catons	1975				Apples Sliced 100/200			X	(8)	Froz Veggie	3800	
		PARSLEY Flat / Curly			X	2	Unspiced	240		X	4	KMS (Med) Jumbo	107	
X	2	Collard Greens	17 ⁰⁰		X	2	Oranges	44 ⁰⁰				Jicama		
		GREEN ONIONS			X	1	Lemons	150		X	1	BAG Blackeyed Peas	950	
		RADDISH					Limes			X	15	CUCUMBERS	920	
X	10	GREEN BEANS	12 ⁰⁰		X	4	Banana's	92 ⁰⁰		X	2	JB Sweet Potatoes	515	
		ASPARAGUS					Raspberries			X	(1)	SQUASH Butter	210	
X	1	Squash	2450		X	(6)	Blueberries	15 ⁰⁰		X	4	Med. I.T. Squash	81 ⁰⁰	
X	1	BELL PEPPER Green	2575				Blackberries			X	3	Yellow Squash	79.50	795
		BELL PEPPER Red			X	1	GRAPES Red	4150		X	(1)	2 PK BABY food Fruit	250	
		Chili Jalapeno					GRAPES Lunch Bunch			X	(3)	Avocado (Ripe)	360	
		Chili Tomatillo			X	2	Kiwi	260				Avocado (Firm)		
		Chili Long Grn/Pasilla			X	1	Mango's	1450				Garlic (5#Peeled)		
X	2	Dandelion Greens	650				Nectarines					Garlic -(Whole)		
		Alfalfa Sprouts 1#/4oz			X	(2)	Papaya	1150		X	2	Apple Juice	155	3150
		Bean Sprouts					Peach			X	1	TOMATOES	21 ⁰⁰	
		Cole Slaw(white cabbage)			X	1	Pear	2850				ROMA TOMATOES		
		Cabbage Shred Red			X	(2)	Pineapple	600				GRAPE TOMATOES		
		Carrot Shred / Coin			X	3	Pium	450				CHERRY TOMATOES		
		Carrot Sticks 2/4			X	(4)	Strawberry	1300		X	1	2 PK MEAT BABY Food	300	
		Celery Sticks 2/4			X	(6)	Coconut	1650		X	1	Jar Peanut Butter	900	
		Yel. Onions Sliced/Diced					MELON					MUSHROOMS (sliced)		
		Red Onions Sliced/Diced			X	(9)	Cantaloupe	1250				Button Mushroom		
		Tossed Salad / SC			X	(1)	Honeydew	450		X	10	Medium Mushroom	23.00	230
		Shred Lettuce			X	(7)	Watermelon # (7)	412 ⁰⁰				Portabella Mushroom		
		Cabbage/Romaine Blend										12/8 oz. Mushroom		

ORDER FILLED BY

DELIV. BY

REC'D IN GOOD ORDER BY

2345.95 T

TOTAL

2345.95

43/

TERMS: NET CASH - A FINANCE CHARGE OF 1 1/2 % PER MONTH (18% PER YEAR) WILL BE CHARGED ON PAYEE ACCOUNTS. ALL CLAIMS FOR RETURN OF GOODS MUST BE MADE WITHIN 24 HOURS AFTER RECEIPT OF MERCHANDISE.

THANK YOU

559-237-0611 3-26-19

West Coast Processors

19051 Goldenwest St Ste 106-211
Huntington Beach, CA 92648

Invoice

Date Invoice #
3/5/2019 15321

Bill To

Fresno Chaffee Zoo
894 W Belmont Ave
FRESNO, CA 93728

Ship To

Fresno Chaffee Zoo
894 W Belmont Ave
FRESNO, CA 93728

P.O. Number	Terms	Rep	Ship	Via	F.O.B.	Booking Number
SEE BELOW	Net 30	LdA	3/1/2019	HTI	Delivered	N/A

Quantity	Lot No.	Description	Price Per/Lb.	Amount
1,014.16	84123	Frozen Pacific Herring 10 kg	0.62	628.78
1,025.17	82271	Frozen Capelin 15 kg Cartons	0.78	799.63
1	Freight	Freight	368.75	368.75

-->P.O.. SLCFISH001R28

1-5003-08-0092 = \$49.25

1-5003-03-0032 = \$29.86

1-5003-03-0125 = \$1,658.05 ✓ 43/

628.78
799.63
368.75
1797.16

Thank you for your business.

Total

\$1,797.16

1-5003-08-0092 divide →
4-7-19

↓ Credit Cards ↓

Premier Valley Bank - Visa

5003-03-0032	5003-03-0125	5003-08-0092	5173-10-0033	5045-03-0032	5057-03-0032	5002-03-0032	5028-03-0032	5143-03-0032
--------------	--------------	--------------	--------------	--------------	--------------	--------------	--------------	--------------

\$ 327.88 ^{54/}	\$ 1,658.02	\$ 49.25	\$ 263.85	\$ 17.73	\$ 174.89	\$ 164.00	\$ 521.24	\$ 235.00
\$ 327.88 ^{55/}						\$ 327.88		
\$ 89.86 ^{56/}								
\$ 57.87								
\$ 327.88 ^{57/}								

\$ 1,131.37 ^{2/}
\$ 1,658.02 ^{52/}

49.25 \$ 263.85 \$ 17.73 \$ 174.89 \$ 491.88 \$ 521.24 \$ 235.00

Total:
\$ 4,543.23

The Bug Company
15941 Tippecanoe Street NE
Ham Lake, MN 55304
1-800-451-2576



Date 1/14/2019 Invoice # 1170110

Invoice

PAID
01/14/2019

Bill To

Fresno Chaffee Zoo
894 W. Belmont Ave.
Fresno, CA 93728

Ship To

Fresno Chaffee Zoo
894 W. Belmont Ave.
Fresno, CA 93728

Date	P.O. No.	Account #	Invoice #
1/14/2019		5594985931	1170110

Winter Zoning	Box Type	Weight	Ship Via
			UPS

Quantity	Description	Dept.	Price Each	Amount
17	Crickets Pinheads 1000ct		6.00	102.00
2	Crickets Small 1000ct		8.00	16.00
2	Crickets Medium 1000ct		8.00	16.00
7	Crickets Medium/Large 1000ct		8.00	56.00
1			0.00	0.00
1	Mealworms 500 Count		1.75	1.75
1	Mealworms Regular 1000 Box		3.50	3.50
1	Mealworms 5000 White Bags		17.50	17.50
0	Superworms 1000 OUT OF STOCK		15.00	0.00
1	Waxworm prepack 50 count		2.00	2.00
2	Waxworm Tub (250)		10.00	20.00
1			0.00	0.00
1	Shipping and Handling Next Day		93.13	93.13

P.O. No.	Invoice #	Account #
	1170110	5594985931

Total

\$327.88 53/

The Bug Company
15941 Tippecanoe Street NE
Ham Lake, MN 55304
1-800-451-2576

Invoice



Date 1/21/2019 Invoice # 1173568

PAID
01/21/2019

Bill To

Fresno Chaffee Zoo
894 W. Belmont Ave.
Fresno, CA 93728

Ship To

Fresno Chaffee Zoo
894 W. Belmont Ave.
Fresno, CA 93728

Date	P.O. No.	Account #	Invoice #
1/21/2019		5594985931	1173568

Winter Zoning	Box Type	Weight	Ship Via
			UPS

Quantity	Description	Dept.	Price Each	Amount
17	Crickets Pinheads 1000ct		6.00	102.00
2	Crickets Small 1000ct		8.00	16.00
2	Crickets Medium 1000ct		8.00	16.00
7	Crickets Medium/Large 1000ct		8.00	56.00
1			0.00	0.00
1	Mealworms 500 Count		1.75	1.75
1	Mealworms Regular 1000 Box		3.50	3.50
1	Mealworms 5000 White Bags		17.50	17.50
0	Superworms 1000 OUT OF STOCK		15.00	0.00
1	Waxworm prepack 50 count		2.00	2.00
2	Waxworm Tub (250)		10.00	20.00
1			0.00	0.00
1	Shipping and Handling Next Day		93.13	93.13

P.O. No.	Invoice #	Account #
	1173568	5594985931

Total

\$327.88

53/

1-5003-081g

[Storefront](#) | [HOME](#) | [About Fruit Flies](#) | [FAQ](#) | [Shipping Information](#) | [Links](#) | [Contact Us](#)

**The
Fruitfly Shop**

The Fruit Fly Shop Checkout

Thank you for shopping with us. Your order has been received and will be shipped as soon as possible. You will receive an email confirmation shortly. Please print this confirmation page for your records.

Qty	Product	Cost
2	Fruit Fly Culture Kit - Small	\$ 39.00

Order Totals	
Item Cost Subtotal:	\$ 39.00
USPS Priority Mail Shipping:	15.85
Sales Tax:	3.02
Total:	\$ 57.87

53/

Monday, January 28, 2019 at 11:24:26

Order Confirmation:

Customer Information	
Customer Number	1293826.2735966
Order Number	1548703450
Billing Address	
Name	Fresno Chaffee Zoo
Street	894 W Belmont Ave
City	Fresno
State	CA
Zip	93728
Country	
Phone	559498-1910
E-Mail	ap@fresnochaffeezoo.org
Shipping Information	
Ship via:	USPS Priority Mail (Priority)
Name	Fresno Chaffee Zoo
Street	894 W Belmont Ave
City	Fresno
State	CA
Zip	93728
Country	

[Return to the Store Front](#)

The Bug Company
 15941 Tippecanoe Street NE
 Ham Lake, MN 55304
 1-800-451-2576



Date Invoice #
 2/4/2019 1179565

Invoice

Bill To

Fresno Chaffee Zoo
 894 W. Belmont Ave.
 Fresno, CA 93728

Ship To

Fresno Chaffee Zoo
 894 W. Belmont Ave.
 Fresno, CA 93728

Date	P.O. No.	Account #	Invoice #
2/4/2019		5594985931	1179565

Winter Zoning	Box Type	Weight	Ship Via
			UPS

Quantity	Description	Dept.	Price Each	Amount
17	Crickets Pinheads 1000ct		6.00	102.00
2	Crickets Small 1000ct		8.00	16.00
2	Crickets Medium 1000ct		8.00	16.00
7	Crickets Medium/Large 1000ct		8.00	56.00
1			0.00	0.00
1	Mealworms 500 Count		1.75	1.75
1	Mealworms Regular 1000 Box		3.50	3.50
1	Mealworms 5000 White Bags		17.50	17.50
0	Superworms 1000 OUT OF STOCK		15.00	0.00
1	Waxworm prepack 50 count		2.00	2.00
2	Waxworm Tub (250)		10.00	20.00
1			0.00	0.00
1	Shipping and Handling Next Day		93.13	93.13

P.O. No.	Invoice #	Account #
	1179565	5594985931

Total \$327.88 53/

West Coast Processors

19051 Goldenwest St Ste 106-211
Huntington Beach, CA 92648

Invoice

Date Invoice #
12/17/2018 15266

PAID
01/17/2019

Bill To

Fresno Chaffee Zoo
894 W Belmont Ave
FRESNO, CA 93728

Ship To

Fresno Chaffee Zoo
894 W Belmont Ave
FRESNO, CA 93728

P.O. Number	Terms	Rep	Ship	Via	F.O.B.	Booking Number
SEE BELOW	Net 30	LdA	12/17/2018	HTI	Delivered	N/A

Quantity	Lot No.	Description	Price Per/Lb.	Amount
1,014.11	80156	Frozen Pacific Herring 10 kg Cartons	0.62	628.75 183.37
1,025.17	82271	Frozen Capelin 15 kg Cartons	0.78	799.63 185.37
1	Freight	Freight	368.75	368.75

-->P.O.. SLCFISH001R24

1-5003-08-0092 = 49.25
1-5003-03-0032 = 89.86 ✓
1-5003-03-005 = 1658.02 ✓²¹

Thank you for your business.

Total

\$1,797.13

1-5003-03g
Pls divide

VALLEY PRODUCE, INC.

P.O. BOX 11664, FRESNO, CALIFORNIA 93774
e-mail: valleypro@comcast.net

Sold to Jesus Chaffee Zoo

Date 3/12/19

PHONE (559) 237-3328
FAX (559) 237-5611

No. **C** 2511413

✓	QUAN.	ITEM	PRICE	AMOUNT	✓	QUAN.	ITEM	PRICE	AMOUNT	✓	QUAN.	ITEM	PRICE	AMOUNT
		Broccoli Florets								X	10	BAG Rice (Brown)	1300	2600
X	(9)	BROCCOLI Crown (18ct)	1530		X	(5)	EGGS 15(do)		1000	X	4	CARROTS (50#) - 25#	2500	10000
X	(4)	CAULIFLOWER	1000		X	(1)	Quart Veget	450				Grabits 100/200 ct		
		CELERY			X	2	KALE	310	6200			48/1# Carrot		
		CABBAGE white			X	(5)	LEEKs		1500			Baby Carrot		
		CABBAGE red			X	(8)	CORN		720			Pinto Beans #100		
		CILANTRO					HERBS			(6)	(8)	70oz. Veggies		3800
		SPRING MIX 3#					Basil					J. Yel. Onions		
X	1	Parasnips	3575				Chives					Red Onions		
		LETTUCE					Mint			X	(1)	70oz. Corn		475
X	4	Green Leaf	255	10300			Rosemary					Potatoes		
X	3	Red Leaf	255	7125			Thyme					10/5 Russet		
X	24	Romaine	255	61800								5/10 Russet		
		SPINACH 2 1/2 #			X	5	Apples Gala 100ct		14000			Ctn. Russet		
		EGGPLANT					Apples					Red Potatoes ____ sz		
X	10	Curly Endive	3875				Apples Sliced 100/200			X	2	Swiss Chard	1975	3950
		PARSLEY Flat / Curly			X	(3)	Brussels Sprouts	270		X	4	YAMS Med/ Jumbo	2100	8400
X	10	Celery	245		X	2	Oranges	1950	3900			Jicama		
		GREEN ONIONS			X	14	Lemons	90		X	(1)	Spiz. Squash	200	
		RADDISH					Limes			X	15	CUCUMBERS	1350	
X	10	GREEN BEANS	1000		X	4	Banana's	2300	9200	X	(1)	Butternut Squash	200	
		ASPARAGUS					Raspberries			X	(1)	SQUASH ACORN	200	
X	(1)	Peanut Butter	900		X	(6)	Blueberries	1350		X	3	Med. I.T. Squash	2100	6300
X	10	BELL PEPPER Green	3200				Blackberries			X	3	Yellow Squash	2700	8100
		BELL PEPPER Red			X	1	GRAPES Red	3975		X	(2)	PEANUTS in Shell	350	700
		Chili Jalapeno					GRAPES Lunch Bunch			X	(3)	Avocado (Ripe)		330
		Chili Tomatillo			X	2	Kiwi	240				Avocado (Firm)		
		Chili Long Grn/Pasilla			X	10	Mango's	1550				Garlic (5# Peeled)		
X	2	Sweet Potato 2400	4900				Nectarines					Garlic (Whole)		
		Alfalfa Sprouts 1#/4oz			X	(4)	Papaya	1200		X	3	Collard Greens	2475	7425
		Bean Sprouts					Peach			X	1	TOMATOES LL		232
		Cole Slaw (white cabbage)					Pear					ROMA TOMATOES		
		Cabbage Shred Red			X	(3)	Pineapple	900				GRAPE TOMATOES		
X	5	Carrot Shred / Coin	650		X	3	Plum	270				CHERRY TOMATOES		
		Carrot Sticks 2/4			X	(4)	Strawberry	1200		X	2	Turnip Greens	2500	5000
		Celery Sticks 2/4					Mixed Nuts			X	1	Turnips	2500	2500
		Yel. Onions Sliced/Diced					MELON					MUSHROOMS (sliced)		
		Red Onions Sliced/Diced			X	(1)	Cantaloupe	2000				Button Mushroom		
		Tossed Salad / SC			X	(1)	Honeydew	420		X	10	Medium Mushroom		2300
		Shred Lettuce			X	(1)	Watermelon #	6300				Portabella Mushroom		
		Cabbage/Romaine Blend			X	(1)	Baby Food All	250				12/8 oz. Mushroom		

ORDER FILLED BY

DELIV. BY

REC'D IN GOOD ORDER BY

\$ 2,270.20

TOTAL

THANK YOU

TERMS: NET CASH - A FINANCE CHARGE OF 1 1/2 % PER MONTH (18% PER YEAR) WILL BE CHARGED ON PAST DUE ACCOUNTS.
ALL CLAIMS FOR RETURN OF GOODS MUST BE MADE WITHIN 24 HOURS AFTER RECEIPT OF MERCHANDISE.

VALLEY PRODUCE, INC.

P.O. BOX 11664, FRESNO, CALIFORNIA 93774

e-mail: valleypro@comcast.net

Sold to

Jesús Chaffee

Date

3-19-19

PHONE (559) 237-3328

FAX (559) 237-5611

No. C 2511370

✓	QUAN.	ITEM	PRICE	AMOUNT	✓	QUAN.	ITEM	PRICE	AMOUNT	✓	QUAN.	ITEM	PRICE	AMOUNT
		Broccoli Florets												
X	4	BROCCOLI Crown (18ct)	1350		X	8	EGGS 15/doz	11.00		X	25	CARROTS 50# - 25#	26.00	10400
X	4	CAULIFLOWER	800		X	1	1st Unst	450				Grabits 100/200 ct		
		CELERY			X	1	KALE	2175				48/1# Carrot		
		CABBAGE white			X	1	LEEKS	150	750			Baby Carrot		
		CABBAGE red			X	1	CORN		480			Pinto Beans #100		
		CILANTRO			X	1	HERBS			X	1	Collard Greens	2550	11650
		SPRING MIX 3#					Basil					J. Yel. Onions		
X	7	7 noz Corn		475			Chives			X	1	Red Onions		
		LETTUCE					Mint			X	1	Swiss Chard 20#	14100	
X	4	Green Leaf	2075	8300			Rosemary					Potatoes		
X	3	Red Leaf	2075	6225			Thyme					10/5 Russet		
X	25	Romaine	2500	62500								5/10 Russet		
		SPINACH 2 1/2 #			X	5	Apples 10ct	21600	13000			Ctn. Russet		
		EGGPLANT					Apples					Red Potatoes sz		
X	10	7202 V2		4750			Apples Sliced 100/200			X	1	Turnip Greens	2550	
		PARSLEY Flat / Curly			X	1	Oranges 72ct	5200		X	2	YAMS (Med) Jumbo	235	470
X	10	Catn	2075		X	1	Lemons	120				Jicama		
		GREEN ONIONS			X	1	Limes			X	1	CUCUMBERS	1350	
		RADDISH					Banana's	2300	11500	X	1	SQUASH ACORN	250	
X	1	GREEN BEANS	1000		X	1	Raspberries			X	1	Med. I.T. Squash	1800	
		ASPARAGUS			X	1	Blueberries	1650		X	1	Yellow Squash		
		100% Curly Endive			X	1	Blackberries			X	1	Butternut	250	
X	1	BELL PEPPER Green	4200		X	1	GRAPES Red	3975		X	1	Avocado (Ripe)		
		BELL PEPPER Red			X	1	GRAPES Lunch Bunch			X	1	Avocado (Firm)	450	
		Chili Jalapeno			X	1	lot fibs 5#	2175		X	1	Garlic (5# Peeled)		
		Chili Tomatillo			X	1	Mango's	1600	16400			Garlic (Whole)		
X	1	Chili Long Grn/Pasilla			X	1	Nectarines			X	1	5 peg SQUASH	250	
X	1	PK BABY Ford Fruit	250		X	1	Papaya	1500		X	1	TOMATOES LL	2900	
		Alfalfa Sprouts 1#/4oz			X	1	Peach					ROMA TOMATOES		
		Bean Sprouts			X	1	Pear					GRAPE TOMATOES		
		Cole Slaw (white cabbage)			X	1	Pineapple	6000				CHERRY TOMATOES		
X	4	Cabbage Shred Red			X	1	Plum	360						
		Carrot (Shred) / Coin	480		X	1	Strawberry	1400						
		Carrot Sticks 2/4			X	1	Kiwi	300						
		Celery Sticks 2/4			X	1	MELON					MUSHROOMS (sliced)		
		Yel. Onions Sliced/Diced			X	1	Cantaloupe	2400				Button Mushroom		
		Red Onions Sliced/Diced			X	1	Honeydew	300		X	1	Medium Mushroom	300	
		Tossed Salad / SC			X	1	Watermelon #	4200				Portabella Mushroom		
		Shred Lettuce			X	1						12/8 oz. Mushroom		
		Cabbage/Romaine Blend			X	1								

ORDER FILLED BY

DELIV. BY

REC'D IN GOOD ORDER BY

\$ 1,939.00

TOTAL

1939.00

TERMS: NET CASH - A FINANCE CHARGE OF 1 1/2 % PER MONTH (18% PER YEAR) WILL BE CHARGED ON PAST DUE ACCOUNTS. ALL CLAIMS FOR RETURN OF GOODS MUST BE MADE WITHIN 24 HOURS AFTER RECEIPT OF MERCHANDISE.

THANK YOU

1-503-034

THE HAY COMPANY
10470 E. MCKINLEY
SANGER, CA 93657
(559) 251-2981

CUSTOMER
P.O. NUMBER

DATE

Mar 22 20 19

NAME

ADDRESS

CITY

SOLD BY

CASH

CHARGE

CUSTOMER ACCOUNT #

QUAN.	DESCRIPTION	PRICE	AMOUNT
31	Orchard	19.95	418.95
10	Bermuda	15.95	159.50
8	not food	9.95	(79.60)
	Africa +5045-03		
10	Alfalfa	16.95	169.50
50	Bermuda	15.95	797.50
33	Orchard	19.95	658.35
1	Aquaticus Julea		45.50
2	May Emu	19.90	39.80
40	Magwild Herb H. fiber	31.90	1276.00
1	Mag Chinchilla		19.50
2	Mag Petting Zoo	32.50	65.00
1	Sand/Piz		14.90
1	50* Calf Manna		39.95
	TAX		
	TOTAL		

TERMS: Bills are due and payable on the 10th of the month. PAST DUE bills are subject to 1 1/2% interest per month. (ANNUAL RATE 18%)

INVOICE

No.

149441

Rec'd By

See by Chip + Steve

THE HAY COMPANY
10470 E. MCKINLEY
SANGER, CA 93657
(559) 251-2981

CUSTOMER
P.O. NUMBER

DATE

Mar 22 20 19

NAME

ADDRESS

CITY

SOLD BY

CASH

CHARGE

CUSTOMER ACCOUNT #

QUAN.	DESCRIPTION	PRICE	AMOUNT
1	Unro 100		20.80
4	Honor Shambles		21.90
4	Man Insecta Ware	39.98	159.92
2	Parrot w/ Sunflower	25.50	51.00
2	Alfalfa Cubes	10.00	20.00
2	Alfalfa/Dat Cubes	10.00	20.00
	Delivery		375.00
20	May Rukite	39.50	790.00
	O p/u 3/19/19		
	TAX		418.10
	TOTAL		5660.77
			- 79.60
			5581.17
			1-505031
			3-31-19

TERMS: Bills are due and payable on the 10th of the month. PAST DUE bills are subject to 1 1/2% interest per month. (ANNUAL RATE 18%)

INVOICE

No.

149442

Rec'd By

See by Chip + Steve

VALLEY PRODUCE, INC.

P.O. BOX 11664, FRESNO, CALIFORNIA 93774
e-mail: valleypro@comcast.net

Sold to

Green Chaffee 200

Date *3/26/19*

PHONE (559) 237-3328

FAX (559) 237-5611

No. C 2509273

✓	QUAN.	ITEM	PRICE	AMOUNT	✓	QUAN.	ITEM	PRICE	AMOUNT	✓	QUAN.	ITEM	PRICE	AMOUNT
		Broccoli Florets												
X	(9)	BROCCOLI Grown (18ct)	130	1170	X	(8)	EGGS 15/doz	1600	12800	X	4	CARROTS (50#) 25#	2500	10000
X	(1)	CAULIFLOWER	600	600	X	(2)	St Yogurt	450	900			Grabits 100/200 ct		
		CELERY			X	(2)	KALE	2200	4400			48/1# Carrot		
		CABBAGE white			X	(3)	LEEKs	1000	3000			Baby Carrot		
		CABBAGE red			X	(5)	CORN	350	1750			Pinto Beans #100		
		CILANTRO					HERBS			X	3	Collard Greens	200	600
		SPRING MIX 3#					Basil					J. Yel. Onions		
X	M	Curly Endive	3875				Chives					Red Onions		
		LETTUCE					Mint			X	2	Swiss Chard	195	390
X	4	Green Leaf	1875	7500			Rosemary					Potatoes		
X	30	Red Leaf	1875	5625			Thyme					10/5 Russet		
X	24	Romaine	2100	5040			Apples	2600	13000			5/10 Russet		
		SPINACH 2 1/2 #			X	5	Apples	2600	13000			Ctn. Russet		
		EGGPLANT					Apples Sliced 100/200					Red Potatoes sz		
X	25	Beets	195	4875			Apples			X	(9)	Froz. Veggies	425	
		PARSLEY Flat / Curly			X	(4)	Grapefruit	280	1120	X	4	YAMS (Med) Jumbo	2400	9600
X	1	Catnip	2225	2225	X	2	Oranges	1950	3900			Jicama		
		GREEN ONIONS			X	1	Lemons	120	120	X	2	Sweet Potato (Jumbo)	4800	
		RADDISH					Limes			X	15	CUCUMBERS	1350	
X	10	GREEN BEANS	900	9000	X	5	Banana's	2400	12000			SQUASH		
		ASPARAGUS					Raspberries					Med. I.T. Squash	185	
X	10	BELL PEPPER Green	3675	36750			Blueberries			X	10	Yellow Squash		
		BELL PEPPER Red			X	Y	Blackberries			X	Y	Turnip 25'	290	
		Chili Jalapeno					GRAPES Red	3600	3600	X	(3)	Avocado (Ripe)	300	
		Chili Tomatillo			X	2	GRAPES Lunch Bunch					Avocado (Firm)		
		Chili Long Grn/Pasilla			X	1	Kiwi	300	300			Garlic (5#Peeled)		
							Mango's	1550	1550			Garlic -(Whole)		
							Nectarines					Turnip 300	5200	
		Alfalfa Sprouts 1#/4oz			X	(5)	Papaya	3000	15000	X	2	TOMATOES		
		Bean Sprouts					Peach					ROMA TOMATOES		
		Cole Slaw(white cabbage)					Pear					GRAPE TOMATOES		
		Cabbage Shred Red			X	(2)	Pineapple	600	600			CHERRY TOMATOES		
		Carrot Shred / Coin					Plum					10oz milk	1825	
		Carrot Sticks 2/4					Strawberry					MUSHROOMS (sliced)		
		Celery Sticks 2/4			X	3	Stone Fruit	450	1350			Button Mushroom		
		Yel. Onions Sliced/Diced					MELON					Medium Mushroom	2300	4600
		Red Onions Sliced/Diced			X	(1)	Cantaloupe	1400	1400	X	2	Portabella Mushroom		
		Tossed Salad / SC			X	(1)	Honeydew	300	300			12/8 oz. Mushroom		
		Shred Lettuce			X	(7)	Watermelon #	800	5600					
		Cabbage/Romaine Blend												

ORDER FILLED BY

DELIV. BY

REC'D IN GOOD ORDER BY \$ 1901.70

TOTAL

1901.70

TERMS: NET CASH - A FINANCE CHARGE OF 1 1/2 % PER MONTH (18% PER YEAR) WILL BE CHARGED ON PAST DUE ACCOUNTS.
ALL CLAIMS FOR RETURN OF GOODS MUST BE MADE WITHIN 24 HOURS AFTER RECEIPT OF MERCHANDISE.

THANK YOU

1-507-3-03



ENERGY STATEMENT

www.pge.com/MyEnergy

ACCOUNT NO: 5915064925-5

Statement Date: 03/07/2019

Due Date: 03/25/2019

Service For:

FRESNO'S CHAFFEE ZOO CORPORATION
894 W BELMONT AVE
FRESNO, CA 93728

Questions about your bill?

Business Specialist available:
Mon-Fri: 7am to 6pm
1-800-468-4743
www.pge.com/MyEnergy

Ways To Pay

www.pge.com/waystopay

Your Account Summary

Amount Due on Previous Statement	\$37,548.77
Payment(s) Received Since Last Statement	-37,548.77
Previous Unpaid Balance	\$0.00
Current Electric Charges	\$37,384.66 2/
Total Amount Due by 03/25/2019	\$37,384.66

1-5140-00 0087

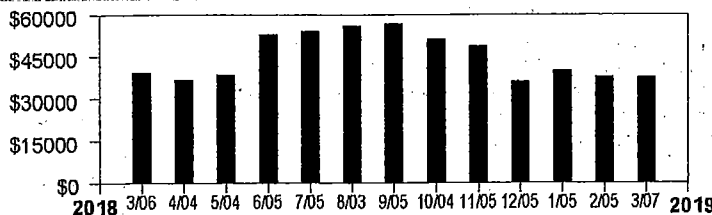
3-13-19

PG & E

\$ 37,384.66
\$ 2,173.19
\$ 14,748.85
\$ 2,078.69
\$ 9,500.25
\$ 2,158.36
\$ 35,980.72

T \$ 104,024.72 2/

Electric Monthly Billing History



Visit www.pge.com/MyEnergy for a detailed bill comparison

Daily Usage Comparison

1 Year Ago	Last Period	Current Period
9480.78	9162.92	9303.56
Electric kWh / Day		



ENERGY STATEMENT

www.pge.com/MyEnergy

Account No: 5915064925-5

Statement Date: 03/07/2019

Due Date: 03/25/2019

MAR 13 2019

Details of Electric Charges

02/05/2019 - 03/06/2019 (30 billing days)

Service For: 894 W BELMONT AVE

Service Agreement ID: 5915064187

Rate Schedule: E19S Medium General Demand-Metered TOU Service

02/05/2019 - 02/28/2019

Customer Charge	24 days @ \$19.71253	\$473.10
Demand Charge ¹		
Max Part Peak	499.200000 kW @ \$0.12000	47.92
Max Demand	499.200000 kW @ \$17.54000	7,004.77
Energy Charges		
Part Peak	90,535.200000 kWh @ \$0.10958	9,920.85
Off Peak	134,742.000000 kWh @ \$0.09355	12,605.11
Power Factor Adjustment (@ 94.00% Power Factor)		-101.37
Energy Commission Tax		67.58

03/01/2019 - 03/06/2019

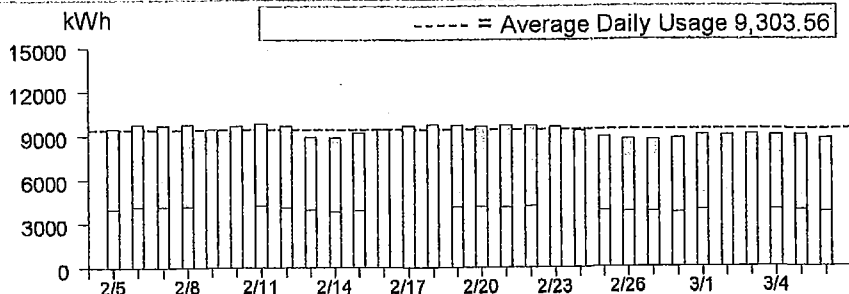
Customer Charge	6 days @ \$19.71253	\$118.28
Demand Charge ¹		
Max Part Peak	465.600000 kW @ \$0.13000	12.11
Max Demand	465.600000 kW @ \$18.30000	1,704.10
Energy Charges		
Part Peak	20,386.800000 kWh @ \$0.11308	2,305.34
Off Peak	33,442.800000 kWh @ \$0.09665	3,232.25
Power Factor Adjustment (@ 93.00% Power Factor)		-21.53
Energy Commission Tax		16.15

Total Electric Charges

\$37,384.66

¹ Demand charges are prorated for the number of days in each rate period

Electric Usage This Period: 279,106.800000 kWh, 30 billing days



	Usage	Energy Charges
<input type="checkbox"/> Part Peak ²	39.75%	\$12,226.19
<input type="checkbox"/> Off Peak ³	60.25%	\$15,837.36

¹Peak: 5/1-10/31 12:00pm-6:00pm, M-F (except Holidays);

²Part Peak: 5/1-10/31 8:30am-12:00pm, 6:00pm-9:30pm, M-F (except Holidays); 11/1-4/30 8:30am-9:30pm, M-F (except Holidays);

³Off Peak: Year Round 9:30pm - 8:30am, M-F (except Holidays); Sat-Sun; Holidays



Visit www.pge.com/MyEnergy for a detailed bill comparison.



ENERGY STATEMENT

www.pge.com/MyEnergy

Account No: 7044237853-8

Statement Date: 03/08/2019

Due Date: 03/25/2019

Service For:

FRESNO'S CHAFFEE ZOO CORPORATION
890 W BELMONT AVE
FRESNO, CA 93728

Your Account Summary

Amount Due on Previous Statement	\$6,497.08
Payment(s) Received Since Last Statement	-6,497.08
Previous Unpaid Balance	\$0.00
Current Electric Charges	<u>\$2,173.19</u> 2/

Questions about your bill?

Business Specialist available:
Mon-Fri: 7am to 6pm
1-800-468-4743
www.pge.com/MyEnergy

Total Amount Due by 03/25/2019

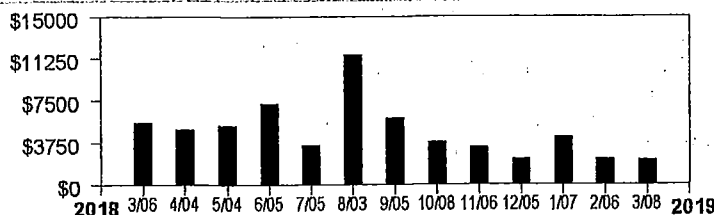
\$2,173.19

Ways To Pay

www.pge.com/waystopay

1- 5190-00 0087
32
31525

Electric Monthly Billing History



Visit www.pge.com/MyEnergy for a detailed bill comparison

Daily Usage Comparison

1 Year Ago Period	Last Period	Current Period
1273.78	468.64	452.80

Electric kWh / Day



ENERGY STATEMENT

www.pge.com/MyEnergy

Account No: 7044237853-8

Statement Date: 03/08/2019

Due Date: 03/25/2019

Details of Electric Charges

02/05/2019 - 03/06/2019 (30 billing days)

Service For: 890 W BELMONT AVE

Service Agreement ID: 7044237158

02/05/2019 - 03/06/2019

Rate Schedule: NEMEXPM

Rate Description: Net Energy Metering Service

Net Charges

\$2,169.12

Energy Commission Tax

4.07

Total Electric Charges

\$2,173.19

Service Information

Meter #

1004578075

Total Usage

13,584.000000 kWh

Serial

L

Rotating Outage Block

8H





ENERGY STATEMENT

www.pge.com/MyEnergy

Account NO: 193449/681-6

Statement Date: 03/08/2019

Due Date: 03/25/2019

Service For:

FRESNO'S CHAFFEE ZOO CORPORATION
894 W BELMONT AVE
FRESNO, CA 93728

Your Account Summary

Amount Due on Previous Statement	\$12,910.35
Payment(s) Received Since Last Statement	-12,910.35
Previous Unpaid Balance	\$0.00
Current Gas Charges	\$14,748.85 ^{2/}

Questions about your bill?

Business Specialist available:
Mon-Fri: 7am to 6pm
1-800-468-4743
www.pge.com/MyEnergy

Total Amount Due by 03/25/2019

\$14,748.85

1-5140-00 0087

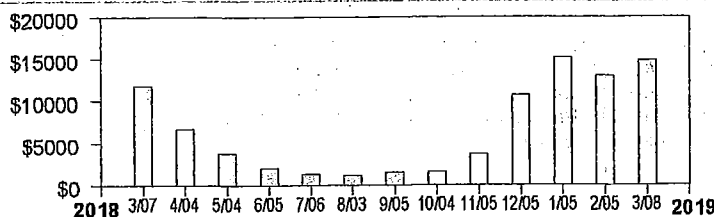
[Signature]
3-13-19

Ways To Pay

www.pge.com/waystopay

Gas Monthly Billing History

Daily Usage Comparison



Visit www.pge.com/MyEnergy for a detailed bill comparison

1 Year Ago	Last Period	Current Period
366.06	385.22	474.55
Gas Therms / Day		



ENERGY STATEMENT

www.pge.com/MyEnergy

Account No: 1934497681-6

Statement Date: 03/08/2019

Due Date: 03/25/2019

Details of Gas Charges

02/06/2019 - 03/06/2019 (29 billing days)

Service For: 894 W BELMONT AVE

Service Agreement ID: 1934497465

Rate Schedule: GNR1 Gas Service to Small Commercial Customers

02/06/2019 - 02/28/2019

Customer Charge	23 days @ \$2.14936	\$49.44
Gas Charges		
First 4,000 Therms/month	3,172.413793 Therms @ \$1.26085	3,999.94
> 4,000 Therms/month	7,742.275862 Therms @ \$0.93323	7,225.32
Gas PPP Surcharge (\$0.04319/Therm)		471.41
Fresno Recovery Fee		112.75

03/01/2019 - 03/06/2019

Customer Charge	6 days @ \$2.14936	\$12.90
Gas Charges		
First 4,000 Therms/month	827.586207 Therms @ \$1.19004	984.86
> 4,000 Therms/month	2,019.724138 Therms @ \$0.86242	1,741.85
Gas PPP Surcharge (\$0.04319/Therm)		122.98
Fresno Recovery Fee		27.40

Total Gas Charges

\$14,748.85

Service Information

Meter #	61202044
Current Meter Reading	15,093
Prior Meter Reading	5,077
Difference	10,016
Multiplier	1.374006
Total Usage	13,762.000000 Therms
Serial	L

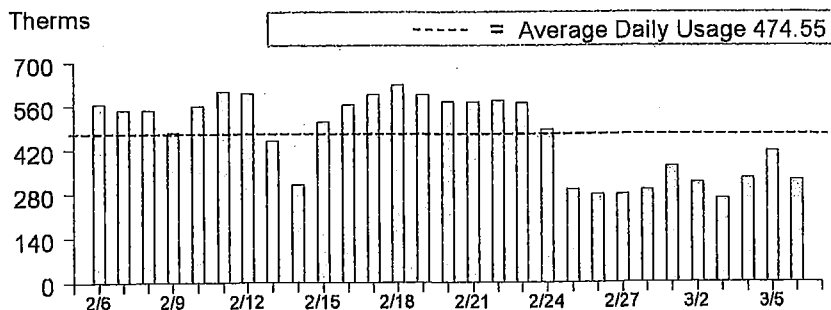
Gas Procurement Costs (\$/Therm)

02/06/2019 - 02/28/2019	\$0.44211
03/01/2019 - 03/06/2019	\$0.37130

Additional Messages

Customer Charge To help deliver safe, reliable and affordable gas service to your business, PG&E charges a customer fee which is based on your highest average daily gas usage within the past 12 months. For the billing period ending on 03/06/2019, your highest average daily gas usage was 474.6 therms.

Gas Usage This Period: 13,762.000000 Therms, 29 billing days



Visit www.pge.com/MyEnergy for a detailed bill comparison.



ENERGY STATEMENT

www.pge.com/MyEnergy

Account No: 2664600004-7
Statement Date: 03/24/2019
Due Date: 04/10/2019

Service For:

FRESNO'S CHAFFEE ZOO CORPORATION
890 W BELMONT AVE
FRESNO, CA 93728

Your Account Summary

Amount Due on Previous Statement
Payment(s) Received Since Last Statement
Previous Unpaid Balance
Current Gas Charges

MAR 28 2019 \$2,757.63
-2,757.63

\$0.00

\$2,078.69 2/

Questions about your bill?

Business Specialist available:
Mon-Fri: 7am to 6pm
1-800-468-4743
www.pge.com/MyEnergy

Total Amount Due by 04/10/2019

\$2,078.69

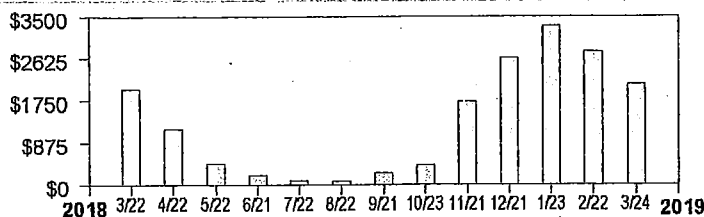
Ways To Pay

www.pge.com/waystopay

1-5191-00 0087
4-1-19

Gas Monthly Billing History

Daily Usage Comparison



1 Year Ago	Last Period	Current Period
59.10	68.93	55.45
Gas Therms / Day		

Visit www.pge.com/MyEnergy for a detailed bill comparison

Important Messages

Call 811 before you dig. A common cause of pipeline accidents is damage from digging. If you plan on doing any digging, such as planting a tree or installing a fence, please call 811 at least two working days before you dig. One free call will notify underground utilities to mark the location of underground lines, helping you to plan a safe project.



ENERGY STATEMENT

www.pge.com/MyEnergy

Account No: 2664600004-7
Statement Date: 03/24/2019
Due Date: 04/10/2019

Details of Gas Charges

02/22/2019 - 03/22/2019 (29 billing days)

Service For: 890 W BELMONT AVE

Service Agreement ID: 2664600103 ZOO RAIN FOREST WATER HEATER

Rate Schedule: GNR1 Gas Service to Small Commercial Customers

02/22/2019 - 02/28/2019

Customer Charge	7 days @ \$1.66489	\$11.65
Gas Charges		
First 4,000 Therms/month	388.137931 Therms @ \$1.26085	489.38
Gas PPP Surcharge (\$0.04319/Therm)		16.77
Fresno Recovery Fee		5.01

03/01/2019 - 03/22/2019

Customer Charge	22 days @ \$1.66489	\$36.63
Gas Charges		
First 4,000 Therms/month	1,219.862069 Therms @ \$1.19004	1,451.68
Gas PPP Surcharge (\$0.04319/Therm)		52.69
Fresno Recovery Fee		14.88

Total Gas Charges

\$2,078.69

Service Information

Meter #	44771232
Current Meter Reading	50,634
Prior Meter Reading	49,080
Difference	1,554
Multiplier	1.035047
Total Usage	1,608.000000 Therms
Serial	Y

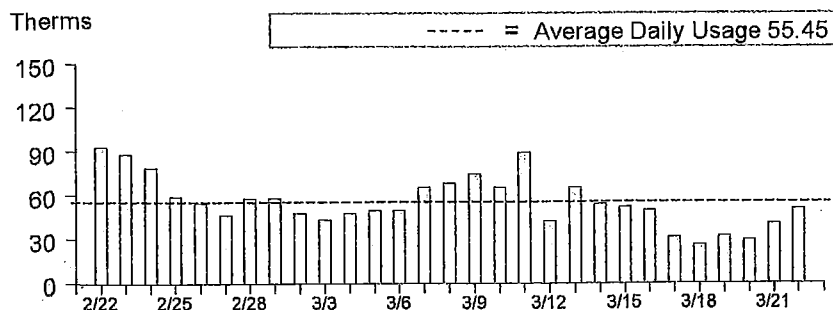
Gas Procurement Costs (\$/Therm)

02/22/2019 - 02/28/2019	\$0.44211
03/01/2019 - 03/22/2019	\$0.37130

Additional Messages

Customer Charge To help deliver safe, reliable and affordable gas service to your business, PG&E charges a customer fee which is based on your highest average daily gas usage within the past 12 months. For the billing period ending on 01/22/2019, your highest average daily gas usage was 77.1 therms.

Gas Usage This Period: 1,608.000000 Therms, 29 billing days



Visit www.pge.com/MyEnergy for a detailed bill comparison.



ENERGY STATEMENT

www.pge.com/MyEnergy

Account No: 1934497681-6
Statement Date: 04/07/2019
Due Date: 04/24/2019

Service For:

FRESNO'S CHAFFEE ZOO CORPORATION
894 W BELMONT AVE
FRESNO, CA 93728

Your Account Summary

Amount Due on Previous Statement	\$14,748.85
Payment(s) Received Since Last Statement	-14,748.85
Previous Unpaid Balance	\$0.00
Current Gas Charges	\$9,500.25

APR 18 2019

Questions about your bill?

Business Specialist available:
Mon-Fri: 7am to 6pm
1-800-468-4743
www.pge.com/MyEnergy

Total Amount Due by 04/24/2019

\$9,500.25

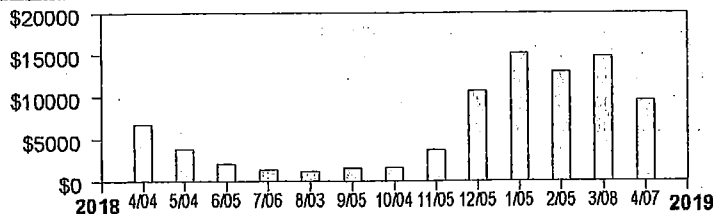
1-5191-00 0087

Ways To Pay

www.pge.com/waystopay

Gas Monthly Billing History

Daily Usage Comparison



1 Year Ago	Last Period	Current Period
244.25	474.55	304.80
Gas Therms / Day		

Visit www.pge.com/MyEnergy for a detailed bill comparison

Important Messages

Call 811 before you dig. A common cause of pipeline accidents is damage from digging. If you plan on doing any digging, such as planting a tree or installing a fence, please call 811 at least two working days before you dig. One free call will notify underground utilities to mark the location of underground lines, helping you to plan a safe project.

Please return this portion with your payment. No staples or paper clips. Do not fold. Thank you.

99901934497681600009500250000950025



Account Number:	Due Date:	Total Amount Due:
1934497681-6	04/24/2019	\$9,500.25

Amount Enclosed:

\$

063240026484 01 AV 0.38 152 6054 3



FRESNO'S CHAFFEE ZOO CORPORATION
894 W BELMONT AVE
FRESNO, CA 93728-2807

PG&E
BOX 997300
SACRAMENTO, CA 95899-7300



ENERGY STATEMENT

www.pge.com/MyEnergy

Account No: 1934497681-6
Statement Date: 04/07/2019
Due Date: 04/24/2019

Details of Gas Charges

03/07/2019 - 04/05/2019 (30 billing days)

Service For: 894 W BELMONT AVE

Service Agreement ID: 1934497465

Rate Schedule: GNR1 Gas Service to Small Commercial Customers

03/07/2019 - 03/31/2019

Customer Charge	25 days @ \$2.14936	\$53.73
Gas Charges		
First 4,000 Therms/month	3,333.333333 Therms @ \$1.19004	3,966.80
> 4,000 Therms/month	4,286.666667 Therms @ \$0.86242	3,696.91
Gas PPP Surcharge (\$0.04319/Therm)		329.11
Fresno Recovery Fee		77.17

04/01/2019 - 04/05/2019

Customer Charge	5 days @ \$2.14936	\$10.75
Gas Charges		
First 4,000 Therms/month	666.666667 Therms @ \$1.00206	668.04
> 4,000 Therms/month	857.333333 Therms @ \$0.72194	618.94
Gas PPP Surcharge (\$0.04319/Therm)		65.82
Fresno Recovery Fee		12.98

Total Gas Charges **\$9,500.25**

Service Information

Meter #	61202044
Current Meter Reading	21,828
Prior Meter Reading	15,093
Difference	6,735
Multiplier	1.357716
Total Usage	9,144.000000 Therms
Serial	L

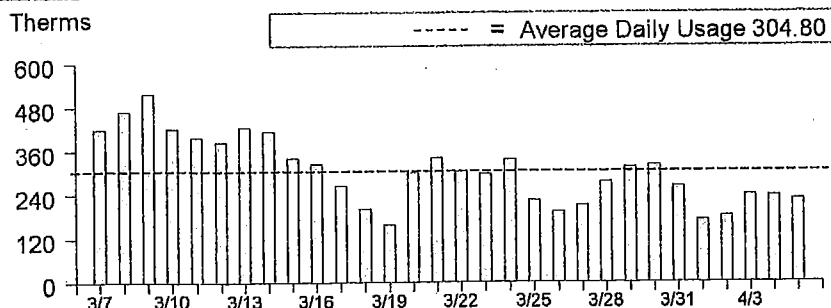
Gas Procurement Costs (\$/Therm)

03/07/2019 - 03/31/2019	\$0.37130
04/01/2019 - 04/05/2019	\$0.29621

Additional Messages

Customer Charge To help deliver safe, reliable and affordable gas service to your business, PG&E charges a customer fee which is based on your highest average daily gas usage within the past 12 months. For the billing period ending on 03/06/2019, your highest average daily gas usage was 474.6 therms.

Gas Usage This Period: 9,144.000000 Therms, 30 billing days



Visit www.pge.com/MyEnergy for a detailed bill comparison.



ENERGY STATEMENT

www.pge.com/MyEnergy

ACCOUNT NO: 7044237853-8
Statement Date: 04/08/2019
Due Date: 04/25/2019

Service For:

FRESNO'S CHAFFEE ZOO CORPORATION
890 W BELMONT AVE
FRESNO, CA 93728

Your Account Summary

Amount Due on Previous Statement	\$2,173.19
Payment(s) Received Since Last Statement	-2,173.19
Previous Unpaid Balance	\$0.00
Current Electric Charges	\$2,158.36

Questions about your bill?

Business Specialist available:
Mon-Fri: 7am to 6pm
1-800-468-4743
www.pge.com/MyEnergy

Ways To Pay

www.pge.com/waystopay

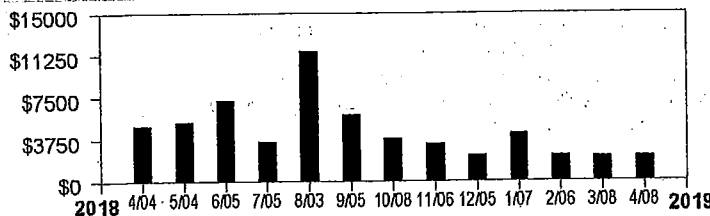
Total Amount Due by 04/25/2019

\$2,158.36

1-519-00 0087

[Signature]
4-15-19

Electric Monthly Billing History



Daily Usage Comparison

1 Year Ago	Last Period	Current Period
1190.13	452.80	439.52

Electric kWh / Day

Important Messages

Thank you for your timely payments You have an excellent payment record with us, and we thank you for your prompt payments.

Call 811 before you dig. A common cause of pipeline accidents is damage from digging. If you plan on doing any digging, such as planting a tree or installing a fence, please call **811** at least two working days before you dig. One free call will notify underground utilities to mark the location of underground lines, helping you to plan a safe project.

Please return this portion with your payment. No staples or paper clips. Do not fold. Thank you.

99907044237853800002158360000215836



Account Number: **7044237853-8**
Due Date: **04/25/2019**

Total Amount Due: **\$2,158.36**

Amount Enclosed: \$

063240026483 01 AV 0.38 152 6053 3
FRESNO'S CHAFFEE ZOO CORPORATION
894 W BELMONT AVE
FRESNO, CA 93728-2807

PG&E
BOX 997300
SACRAMENTO, CA 95899-7300



ENERGY STATEMENT

www.pge.com/MyEnergy

Account No: 7044237853-8

Statement Date: 04/08/2019

Due Date: 04/25/2019

Details of Electric Charges

03/07/2019 - 04/04/2019 (29 billing days)

Service For: 890 W BELMONT AVE

Service Agreement ID: 7044237158

03/07/2019 - 04/04/2019

Rate Schedule: NEMEXPM

Rate Description: Net Energy Metering Service

Net Charges

\$2,154.54

Energy Commission Tax

3.82

Total Electric Charges

\$2,158.36

Service Information

Meter #

1004578075

Total Usage

12,746.000000 kWh

Serial

L

Rotating Outage Block

8H





ENERGY STATEMENT

www.pge.com/MyEnergy

Account No: 5915064925-5
Statement Date: 04/05/2019
Due Date: 04/22/2019

Service For:

FRESNO'S CHAFFEE ZOO CORPORATION
894 W BELMONT AVE
FRESNO, CA 93728

Your Account Summary

Amount Due on Previous Statement \$37,384.66
Payment(s) Received Since Last Statement -37,384.66
Previous Unpaid Balance \$0.00
Current Electric Charges \$35,980.72 2/

Questions about your bill?

Business Specialist available:
Mon-Fri: 7am to 6pm
1-800-468-4743
www.pge.com/MyEnergy

Total Amount Due by 04/22/2019

\$35,980.72

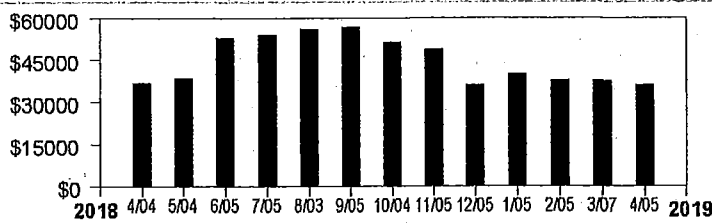
Ways To Pay

www.pge.com/waystopay

1-519-00 0087
415-19

Electric Monthly Billing History

Daily Usage Comparison



1 Year Ago Period: 9300.66
Last Period: 9303.56
Current Period: 8893.90

Electric kWh / Day

Visit www.pge.com/MyEnergy for a detailed bill comparison

Important Messages

Call 811 before you dig. A common cause of pipeline accidents is damage from digging. If you plan on doing any digging, such as planting a tree or installing a fence, please call 811 at least two working days before you dig. One free call will notify underground utilities to mark the location of underground lines, helping you to plan a safe project.

Please return this portion with your payment. No staples or paper clips. Do not fold. Thank you.

99905915064925500035980720003598072



Account Number: 5915064925-5
Due Date: 04/22/2019

Total Amount Due: \$35,980.72

Amount Enclosed:
\$

062120031472 01 AV 0.38 177 7126 4



FRESNO'S CHAFFEE ZOO CORPORATION
894 W BELMONT AVE
FRESNO, CA 93728-2807

PG&E
BOX 997300
SACRAMENTO, CA 95899-7300



ENERGY STATEMENT

www.pge.com/MyEnergy

Account No: 5915064925-5

Statement Date: 04/05/2019

Due Date: 04/22/2019

Details of Electric Charges

03/07/2019 - 04/04/2019 (29 billing days)

Service For: 894 W BELMONT AVE

Service Agreement ID: 5915064187

Rate Schedule: E19S Medium General Demand-Metered TOU Service

03/07/2019 - 04/04/2019

Customer Charge	29 days @ \$19.71253	\$571.66
Demand Charge		
Max Part Peak	475.200000 kW @ \$0.13000	61.78
Max Demand	475.200000 kW @ \$18.30000	8,696.16
Energy Charges		
Part Peak	106,429.200000 kWh @ \$0.11308	12,035.01
Off Peak	151,494.000000 kWh @ \$0.09665	14,641.90
Power Factor Adjustment (@ 93.00% Power Factor)		-103.17
Energy Commission Tax		77.38

Total Electric Charges \$35,980.72

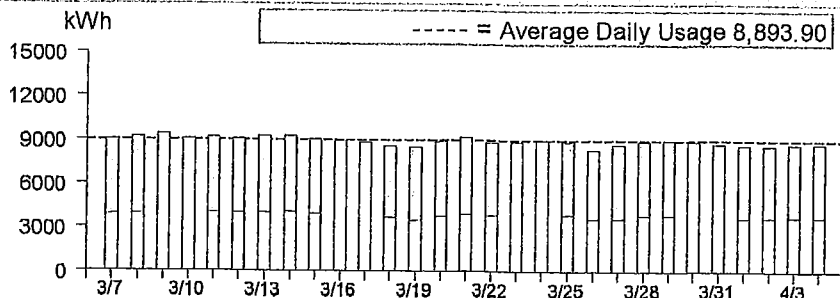
Service Information

Meter # 1010078518
Total Usage 257,923.200000 kWh

Meter # 1010078518
Reactive Power 105,385.200000 kVar

Serial L
Rotating Outage Block 8H

Electric Usage This Period: 257,923.200000 kWh, 29 billing days



	Usage	Energy Charges
<input type="checkbox"/> Part Peak ²	41.27%	\$12,035.01
<input type="checkbox"/> Off Peak ³	58.73%	\$14,641.90

¹Peak: 5/1-10/31 12:00pm-6:00pm, M-F (except Holidays);

²Part Peak: 5/1-10/31 8:30am-12:00pm, 6:00pm-9:30pm, M-F (except Holidays); 11/1-4/30 8:30am-9:30pm, M-F (except Holidays);

³Off Peak: Year Round 9:30pm - 8:30am, M-F (except Holidays); Sat-Sun; Holidays



Visit www.pge.com/MyEnergy for a detailed bill comparison.